

Product datasheet for **UM870161**

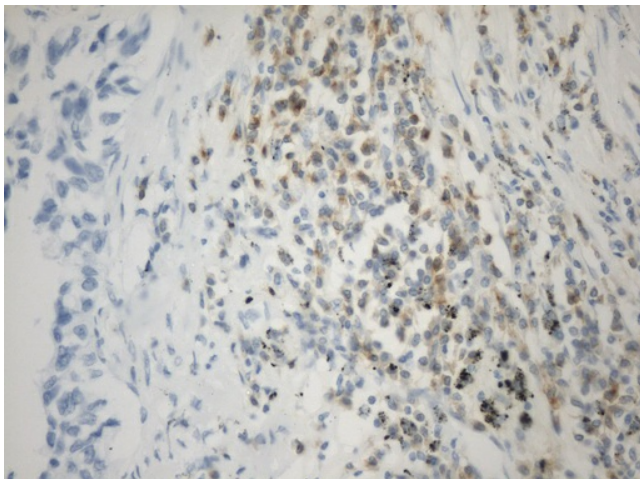
GI24 (C10orf54) Mouse Monoclonal Antibody [Clone ID: UMAB271]

Product data:

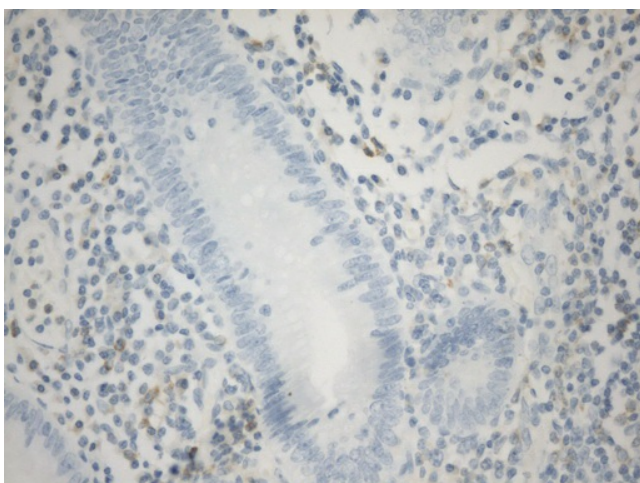
Product Type:	Primary Antibodies
Clone Name:	UMAB271
Applications:	10k-ChIP, IHC
Recommended Dilution:	IHC 1:50
Reactivity:	Human
Host:	Mouse
Isotype:	IgG1
Clonality:	Monoclonal
Immunogen:	Full length human recombinant protein of human C10ORF54 (NP_071436) produced in HEK293T cell.
Formulation:	PBS (pH 7.3) containing 1% BSA, 50% glycerol and 0.02% sodium azide.
Concentration:	0.5~1.0 mg/ml (Lot Dependent)
Purification:	Purified from mouse ascites fluids or tissue culture supernatant by affinity chromatography (protein A/G)
Conjugation:	Unconjugated
Storage:	Store at -20°C as received.
Stability:	Stable for 12 months from date of receipt.
Predicted Protein Size:	33.7 kDa
Gene Name:	V-set immunoregulatory receptor
Database Link:	NP_071436 Entrez Gene 64115 Human Q9H7M9
Synonyms:	B7-H5; B7H5; C10orf54; DD1alpha; Dies1; GI24; PD-1H; PP2135; SISP1; VISTA
Protein Families:	Transmembrane



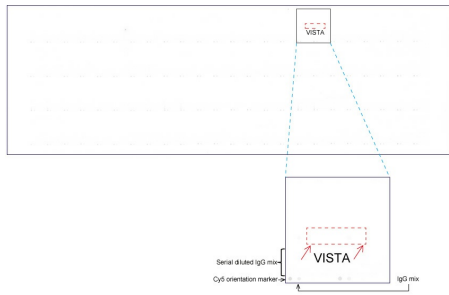
[View online »](#)

Product images:

Immunohistochemical staining of paraffin-embedded Carcinoma of Human lung tissue using anti-VISTA (C10ORF54) mouse monoclonal antibody. (Heat-induced epitope retrieval by 1mM EDTA in 10mM Tris buffer (pH8.0) at 120°C for 2.5 min, [UM800161]) (1:50)



Immunohistochemical staining of paraffin-embedded Human appendix tissue within the normal limits using anti-VISTA (C10ORF54) mouse monoclonal antibody. (Heat-induced epitope retrieval by 1mM EDTA in 10mM Tris buffer (pH8.0) at 120°C for 2.5 min, [UM800161]) (1:50)



OriGene overexpression protein microarray chip was immunostained with UltraMAB anti-VISTA (C10ORF54) mouse monoclonal antibody ([UM800161]). The positive reactive proteins are highlighted with two red arrows in the enlarged subarray. All the positive controls spotted in this subarray are also labeled for clarification (1:50).