

Product datasheet for **TL504956V**

Atg7 Mouse shRNA Lentiviral Particle (Locus ID 74244)

Product data:

Product Type:	shRNA Lentiviral Particles
Product Name:	Atg7 Mouse shRNA Lentiviral Particle (Locus ID 74244)
Locus ID:	74244
Synonyms:	1810013K23Rik; Agp7; Apg7l; Atg7l; Gm21553
Vector:	pGFP-C-shLenti (TR30023)
Format:	Lentiviral particles
Components:	Atg7 - Mouse shRNA lentiviral particles (4 unique 29mer target-specific shRNA, 1 scramble control), 0.5 ml each, >10 ⁷ TU/ml.
RefSeq:	BC058597 , NM_001253717 , NM_001253718 , NM_028835 , NM_028835.1 , NM_028835.3 , NM_028835.4 , NM_001253718.1 , NM_001253717.1 , NM_001253718.2 , NM_028835.5 , NM_001253717.2
UniProt ID:	Q9D906
Summary:	This gene encodes an E1-like activating enzyme that is essential for autophagy and cytoplasmic to vacuole transport. The encoded protein is also thought to modulate p53-dependent cell cycle pathways during prolonged metabolic stress. It has been associated with multiple functions, including axon membrane trafficking, axonal homeostasis, mitophagy, adipose differentiation, and hematopoietic stem cell maintenance. Alternative splicing results in multiple transcript variants. [provided by RefSeq, Sep 2015]
shRNA Design:	These shRNA constructs were designed against multiple splice variants at this gene locus. To be certain that your variant of interest is targeted, please contact techsupport@origene.com . If you need a special design or shRNA sequence, please utilize our custom shRNA service .

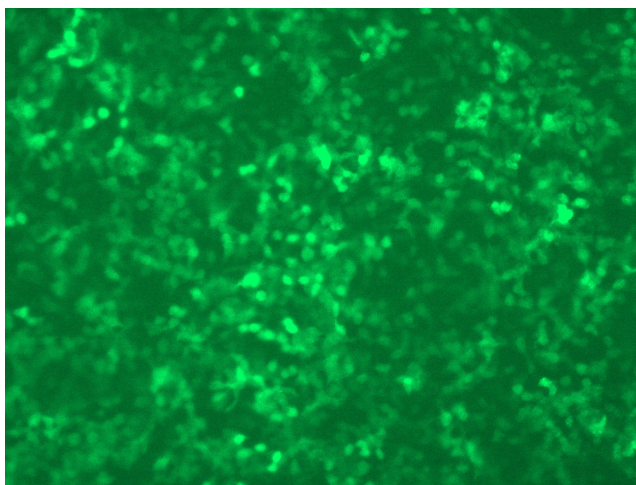


[View online »](#)

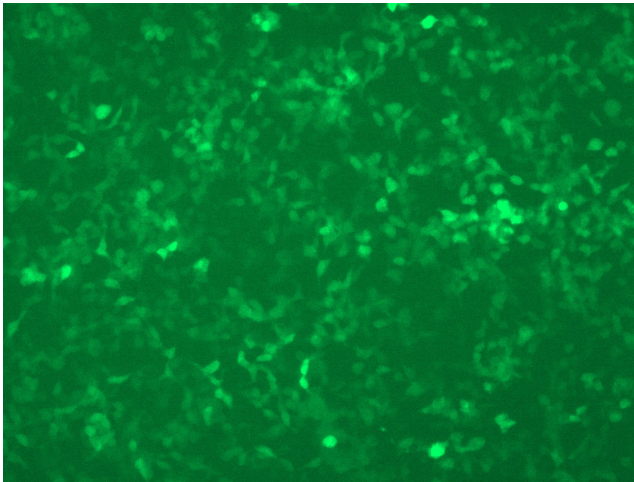
**Performance
Guaranteed:**

OriGene guarantees that the sequences in the shRNA expression cassettes are verified to correspond to the target gene with 100% identity. One of the four constructs at minimum are guaranteed to produce 70% or more gene expression knock-down provided a minimum transfection efficiency of 80% is achieved. Western Blot data is recommended over qPCR to evaluate the silencing effect of the shRNA constructs 72 hrs post transfection. To properly assess knockdown, the gene expression level from the included scramble control vector must be used in comparison with the target-specific shRNA transfected samples.

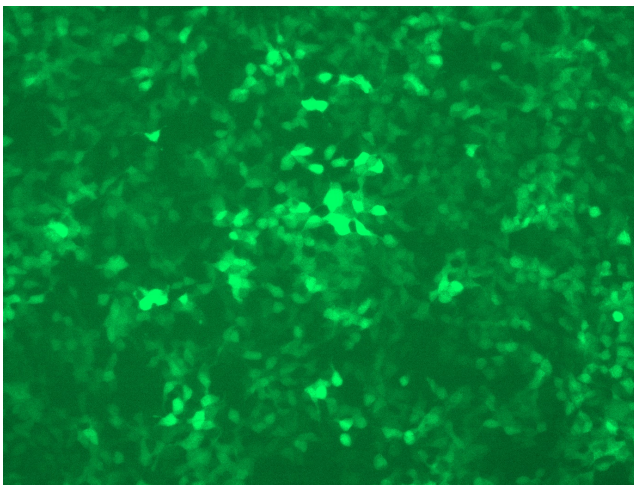
For non-conforming shRNA, requests for replacement product must be made within ninety (90) days from the date of delivery of the shRNA kit. To arrange for a free replacement with newly designed constructs, please contact Technical Services at techsupport@origene.com. Please provide your data indicating the transfection efficiency and measurement of gene expression knockdown compared to the scrambled shRNA control (Western Blot data preferred).

Product images:

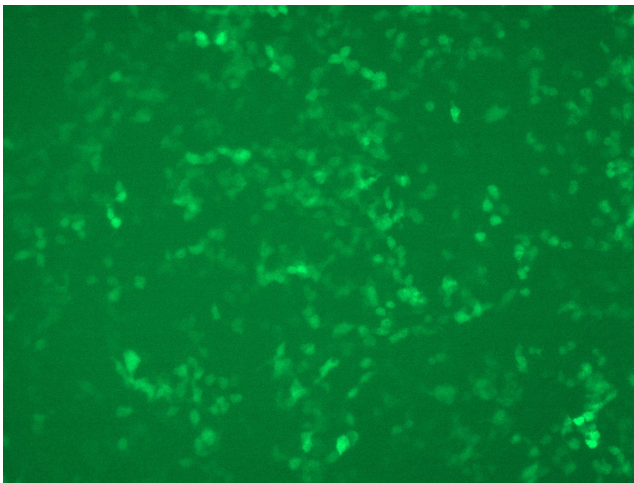
GFP signal was observed under microscope at 48 hours after transduction of TL504956A virus into HEK293 cells. TL504956A virus was prepared using lenti-shRNA TL504956A and [TR30037] packaging kit.



GFP signal was observed under microscope at 48 hours after transduction of TL504956B virus into HEK293 cells. TL504956B virus was prepared using lenti-shRNA TL504956B and [TR30037] packaging kit.



GFP signal was observed under microscope at 48 hours after transduction of [TL504956C] virus into HEK293 cells. [TL504956C] virus was prepared using lenti-shRNA [TL504956C] and [TR30037] packaging kit.



GFP signal was observed under microscope at 48 hours after transduction of [TL504956D] virus into HEK293 cells. [TL504956D] virus was prepared using lenti-shRNA [TL504956D] and [TR30037] packaging kit.