

Product datasheet for **TL502154**

Stat3 Mouse shRNA Plasmid (Locus ID 20848)

Product data:

Product Type:	shRNA Plasmids
Product Name:	Stat3 Mouse shRNA Plasmid (Locus ID 20848)
Locus ID:	20848
Synonyms:	1110034C02Rik; A; Aprf; AW109958
Vector:	pGFP-C-shLenti (TR30023)
E. coli Selection:	Chloramphenicol (34 ug/ml)
Mammalian Cell Selection:	Puromycin
Format:	Lentiviral plasmids
Components:	Stat3 - Mouse, 4 unique 29mer shRNA constructs in lentiviral GFP vector(Gene ID = 20848). 5µg purified plasmid DNA per construct 29-mer scrambled shRNA cassette in pGFP-C-shLenti Vector, TR30021, included for free.
RefSeq:	BC003806 , BC019168 , NM_011486 , NM_213659 , NM_213660 , NM_213659.1 , NM_213659.2 , NM_213659.3 , NM_213660.1 , NM_213660.2 , NM_213660.3 , NM_011486.1 , NM_011486.2 , NM_011486.3 , NM_011486.4 , NM_011486.5 , BC037688
UniProt ID:	P42227
Summary:	The protein encoded by this gene is a member of the STAT protein family. In response to cytokines and growth factors, STAT family members are phosphorylated by the receptor associated kinases, and then form homo- or heterodimers that translocate to the cell nucleus where they act as transcription activators. This protein is activated through phosphorylation in response to various cytokines and growth factors including IFNs, EGF, IL5, IL6, HGF, LIF and BMP2. This protein mediates the expression of a variety of genes in response to cell stimuli, and thus plays a key role in many cellular processes such as cell growth and apoptosis. The small GTPase Rac1 has been shown to bind and regulate the activity of this protein. PIAS3 protein is a specific inhibitor of this protein. Alternative splicing results in multiple transcript variants encoding distinct isoforms. [provided by RefSeq, Sep 2015]
shRNA Design:	These shRNA constructs were designed against multiple splice variants at this gene locus. To be certain that your variant of interest is targeted, please contact techsupport@origene.com . If you need a special design or shRNA sequence, please utilize our custom shRNA service .

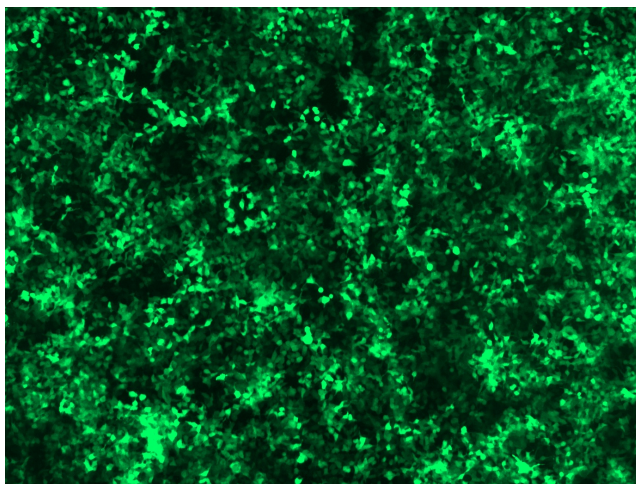


[View online »](#)

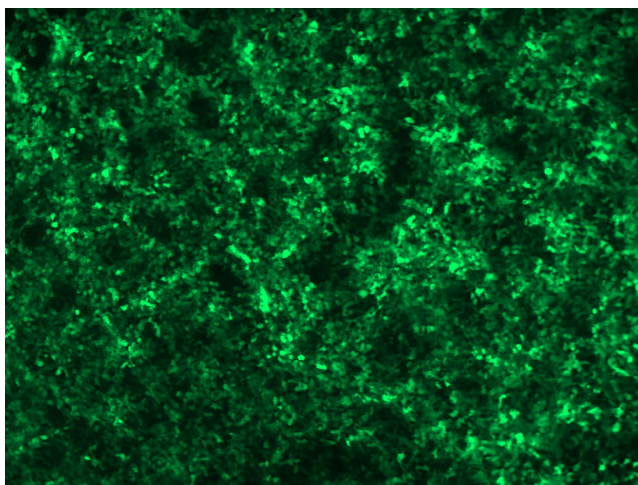
**Performance
Guaranteed:**

OriGene guarantees that the sequences in the shRNA expression cassettes are verified to correspond to the target gene with 100% identity. One of the four constructs at minimum are guaranteed to produce 70% or more gene expression knock-down provided a minimum transfection efficiency of 80% is achieved. Western Blot data is recommended over qPCR to evaluate the silencing effect of the shRNA constructs 72 hrs post transfection. To properly assess knockdown, the gene expression level from the included scramble control vector must be used in comparison with the target-specific shRNA transfected samples.

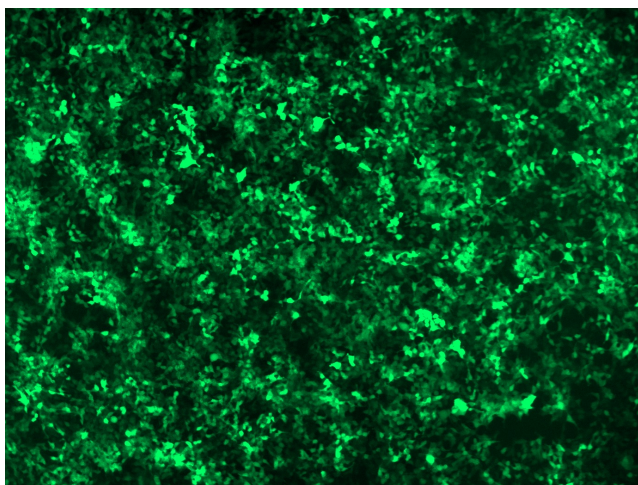
For non-conforming shRNA, requests for replacement product must be made within ninety (90) days from the date of delivery of the shRNA kit. To arrange for a free replacement with newly designed constructs, please contact Technical Services at techsupport@origene.com. Please provide your data indicating the transfection efficiency and measurement of gene expression knockdown compared to the scrambled shRNA control (Western Blot data preferred).

Product images:

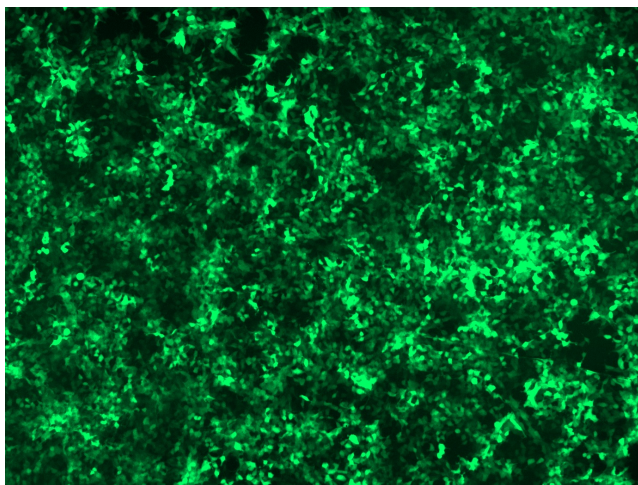
GFP signal was observed under microscope at 48 hours after transduction of TL502154A virus into HEK293 cells. TL502154A virus was prepared using lenti-shRNA TL502154A and [TR30037] packaging kit.



GFP signal was observed under microscope at 48 hours after transduction of TL502154B virus into HEK293 cells. TL502154B virus was prepared using lenti-shRNA TL502154B and [TR30037] packaging kit.



GFP signal was observed under microscope at 48 hours after transduction of [TL502154C] virus into HEK293 cells. [TL502154C] virus was prepared using lenti-shRNA [TL502154C] and [TR30037] packaging kit.



GFP signal was observed under microscope at 48 hours after transduction of [TL502154D] virus into HEK293 cells. [TL502154D] virus was prepared using lenti-shRNA [TL502154D] and [TR30037] packaging kit.