

## Product datasheet for **TL308482**

### UPF1 Human shRNA Plasmid Kit (Locus ID 5976)

#### Product data:

Product Type:	shRNA Plasmids
Product Name:	UPF1 Human shRNA Plasmid Kit (Locus ID 5976)
Locus ID:	5976
Synonyms:	HUPF1; NORF1; pNORF1; RENT1; smg-2; UTF
Vector:	pGFP-C-shLenti (TR30023)
E. coli Selection:	Chloramphenicol (34 ug/ml)
Mammalian Cell Selection:	Puromycin
Format:	Lentiviral plasmids
Components:	UPF1 - Human, 4 unique 29mer shRNA constructs in lentiviral GFP vector(Gene ID = 5976). 5µg purified plasmid DNA per construct 29-mer scrambled shRNA cassette in pGFP-C-shLenti Vector, TR30021, included for free.
RefSeq:	<a href="#">NM_001297549</a> , <a href="#">NM_002911</a> , <a href="#">NM_002911.1</a> , <a href="#">NM_002911.2</a> , <a href="#">NM_002911.3</a> , <a href="#">NM_001297549.1</a> , <a href="#">BC039817</a> , <a href="#">BC039817.1</a> , <a href="#">BC034291</a> , <a href="#">BM969672</a> , <a href="#">NM_001297549.2</a> , <a href="#">NM_002911.4</a>
UniProt ID:	<a href="#">Q92900</a>
Summary:	This gene encodes a protein that is part of a post-splicing multiprotein complex involved in both mRNA nuclear export and mRNA surveillance. mRNA surveillance detects exported mRNAs with truncated open reading frames and initiates nonsense-mediated mRNA decay (NMD). When translation ends upstream from the last exon-exon junction, this triggers NMD to degrade mRNAs containing premature stop codons. This protein is located only in the cytoplasm. When translation ends, it interacts with the protein that is a functional homolog of yeast Upf2p to trigger mRNA decapping. Use of multiple polyadenylation sites has been noted for this gene. Alternative splicing results in multiple transcript variants. [provided by RefSeq, Jul 2014]
shRNA Design:	These shRNA constructs were designed against multiple splice variants at this gene locus. To be certain that your variant of interest is targeted, please contact <a href="mailto:techsupport@origene.com">techsupport@origene.com</a> . If you need a special design or shRNA sequence, please utilize our <a href="#">custom shRNA service</a> .

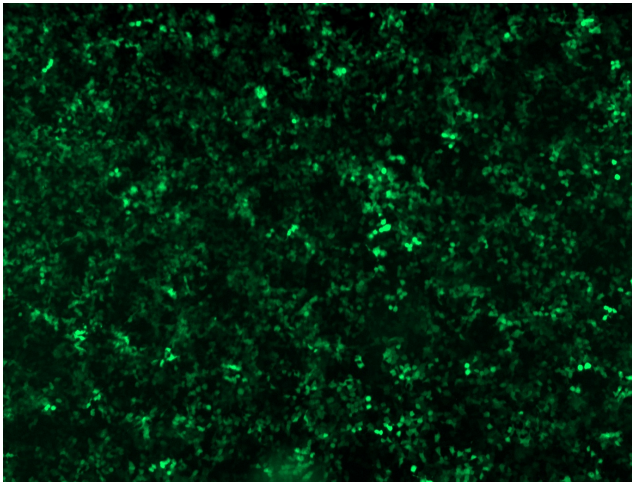


[View online »](#)

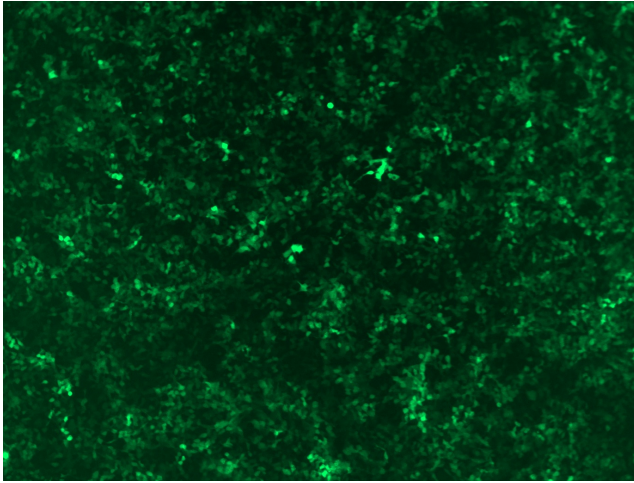
**Performance  
Guaranteed:**

OriGene guarantees that the sequences in the shRNA expression cassettes are verified to correspond to the target gene with 100% identity. One of the four constructs at minimum are guaranteed to produce 70% or more gene expression knock-down provided a minimum transfection efficiency of 80% is achieved. Western Blot data is recommended over qPCR to evaluate the silencing effect of the shRNA constructs 72 hrs post transfection. To properly assess knockdown, the gene expression level from the included scramble control vector must be used in comparison with the target-specific shRNA transfected samples.

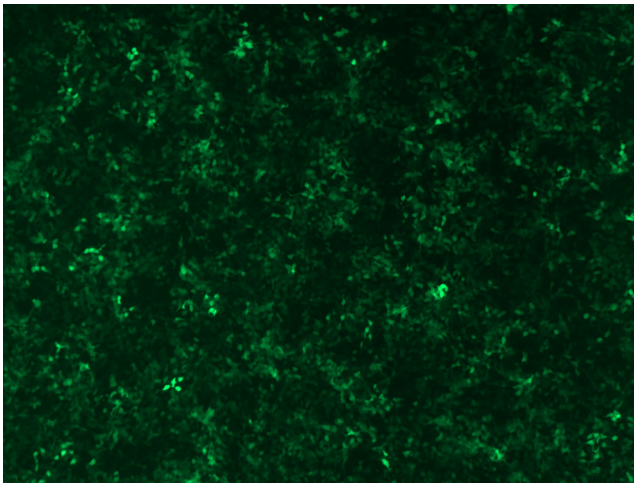
For non-conforming shRNA, requests for replacement product must be made within ninety (90) days from the date of delivery of the shRNA kit. To arrange for a free replacement with newly designed constructs, please contact Technical Services at [techsupport@origene.com](mailto:techsupport@origene.com). Please provide your data indicating the transfection efficiency and measurement of gene expression knockdown compared to the scrambled shRNA control (Western Blot data preferred).

**Product images:**

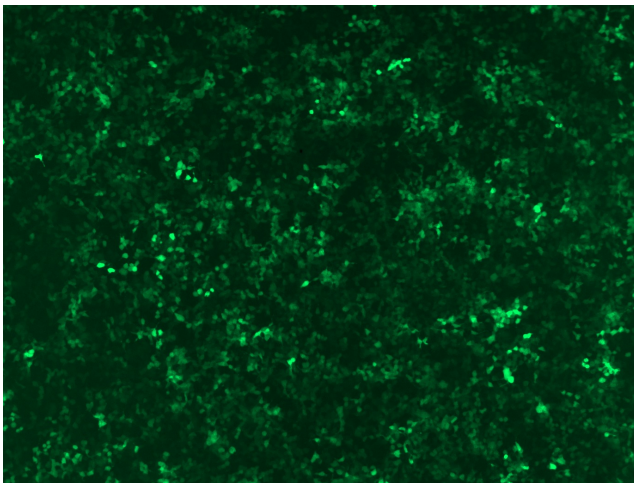
GFP signal was observed under microscope at 48 hours after transduction of TL308482A virus into HEK293 cells. TL308482A virus was prepared using lenti-shRNA TL308482A and [TR30037] packaging kit.



GFP signal was observed under microscope at 48 hours after transduction of TL308482B virus into HEK293 cells. TL308482B virus was prepared using lenti-shRNA TL308482B and [TR30037] packaging kit.



GFP signal was observed under microscope at 48 hours after transduction of [TL308482C] virus into HEK293 cells. [TL308482C] virus was prepared using lenti-shRNA [TL308482C] and [TR30037] packaging kit.



GFP signal was observed under microscope at 48 hours after transduction of [TL308482D] virus into HEK293 cells. [TL308482D] virus was prepared using lenti-shRNA [TL308482D] and [TR30037] packaging kit.