

## Product datasheet for **TA814176S**

### P Glycoprotein (ABCB1) Mouse Monoclonal Antibody [Clone ID: OTI1B8]

#### Product data:

Product Type:	Primary Antibodies
Clone Name:	OTI1B8
Applications:	IHC
Recommended Dilution:	IHC 1:200
Reactivity:	Human, Mouse, Rat
Host:	Mouse
Isotype:	IgG1
Clonality:	Monoclonal
Immunogen:	Full length human recombinant protein of human MDR-1/ABCB1 (NP_000918) produced in E.coli.
Formulation:	PBS (pH 7.3) containing 1% BSA, 50% glycerol and 0.02% sodium azide.
Concentration:	1 mg/ml
Purification:	Purified from mouse ascites fluids or tissue culture supernatant by affinity chromatography (protein A/G)
Conjugation:	Unconjugated
Storage:	Shipped at -20°C or with ice packs, Upon delivery store at -20°C. Dilute in PBS(pH7.3) if necessary. Stable for 12 months from date of receipt. Avoid repeated freeze-thaws.
Stability:	Stable for 12 months from date of receipt.
Predicted Protein Size:	141.3 kDa
Gene Name:	ATP binding cassette subfamily B member 1
Database Link:	<a href="#">NP_000918</a> <a href="#">Entrez Gene 170913 Rat</a> <a href="#">Entrez Gene 5243 Human</a> <a href="#">P08183</a>



[View online »](#)

**Background:**

The membrane-associated protein encoded by this gene is a member of the superfamily of ATP-binding cassette (ABC) transporters. ABC proteins transport various molecules across extra- and intra-cellular membranes. ABC genes are divided into seven distinct subfamilies (ABC1, MDR/TAP, MRP, ALD, OABP, GCN20, White). This protein is a member of the MDR/TAP subfamily. Members of the MDR/TAP subfamily are involved in multidrug resistance. The protein encoded by this gene is an ATP-dependent drug efflux pump for xenobiotic compounds with broad substrate specificity. It is responsible for decreased drug accumulation in multidrug-resistant cells and often mediates the development of resistance to anticancer drugs. This protein also functions as a transporter in the blood-brain barrier. Mutations in this gene are associated with colchicine resistance and Inflammatory bowel disease 13. Alternative splicing and the use of alternative promoters results in multiple transcript variants. [provided by RefSeq, Feb 2017]

**Synonyms:**

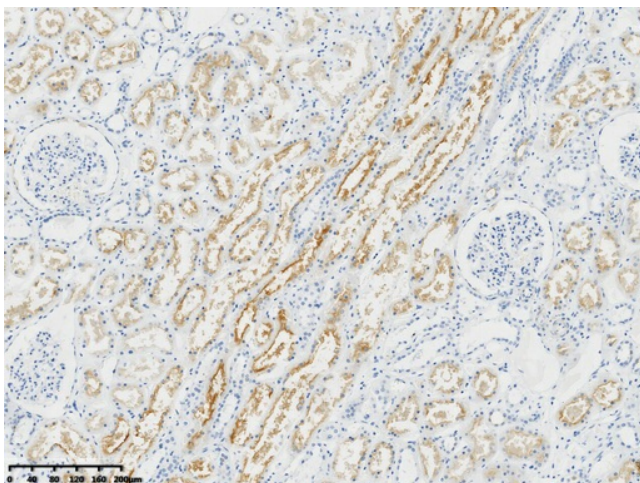
ABC20; CD243; CLCS; GP170; MDR1; p-170; P-GP; PGY1

**Protein Families:**

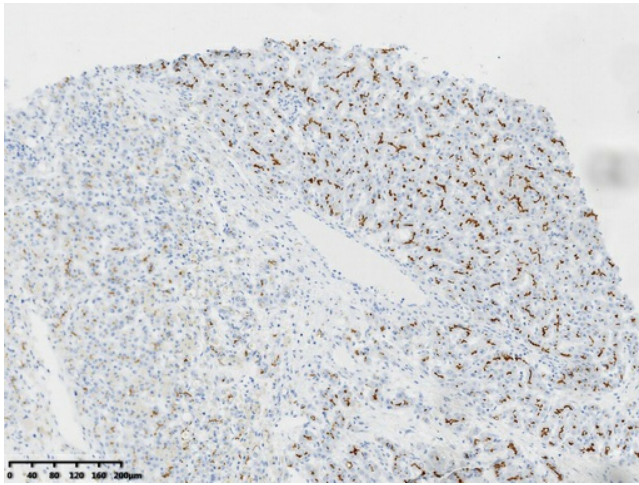
Druggable Genome, ES Cell Differentiation/IPS, Transmembrane

**Protein Pathways:**

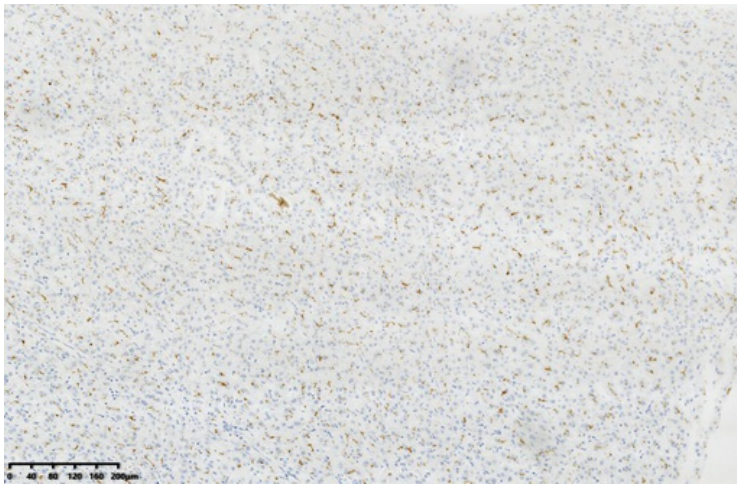
ABC transporters

**Product images:**

Immunohistochemical staining of paraffin-embedded Human Kidney tissue within the normal limits using anti-MDR-1/ABCB1 mouse monoclonal antibody. (Heat-induced epitope retrieval by 1mM EDTA in 10mM Tris buffer (pH8.0) at 120°C for 3 min, [TA814176])



Immunohistochemical staining of paraffin-embedded Human liver tissue within the normal limits using anti-MDR-1/ABCB1 mouse monoclonal antibody. (Heat-induced epitope retrieval by 1mM EDTA in 10mM Tris buffer (pH8.0) at 120°C for 3 min, [TA814176])



Immunohistochemical staining of paraffin-embedded Carcinoma of Human liver tissue using anti-MDR-1/ABCB1 mouse monoclonal antibody. (Heat-induced epitope retrieval by 1mM EDTA in 10mM Tris buffer (pH8.0) at 120°C for 3 min, [TA814176])