

Product datasheet for **TA811282**

N WASP (WASL) Mouse Monoclonal Antibody [Clone ID: OTI2H5]

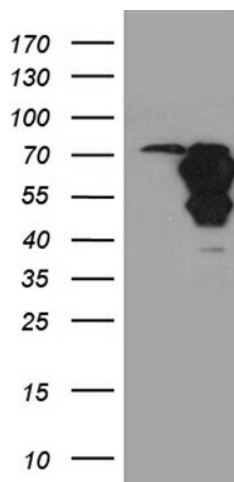
Product data:

Product Type:	Primary Antibodies
Clone Name:	OTI2H5
Applications:	IHC, WB
Recommended Dilution:	WB 1:2000, IHC 1:150
Reactivity:	Human
Host:	Mouse
Isotype:	IgG1
Clonality:	Monoclonal
Immunogen:	Full length human recombinant protein of human WASL (NP_003932) produced in HEK293T cell.
Formulation:	PBS (pH 7.3) containing 1% BSA, 50% glycerol and 0.02% sodium azide.
Concentration:	1 mg/ml
Purification:	Purified from mouse ascites fluids or tissue culture supernatant by affinity chromatography (protein A/G)
Conjugation:	Unconjugated
Storage:	Store at -20°C as received.
Stability:	Stable for 12 months from date of receipt.
Predicted Protein Size:	54.6 kDa
Gene Name:	Wiskott-Aldrich syndrome like
Database Link:	NP_003932 Entrez Gene 8976 Human O00401
Synonyms:	N-WASP; NWASP; WASPB
Protein Families:	Druggable Genome
Protein Pathways:	Adherens junction, Chemokine signaling pathway, Fc gamma R-mediated phagocytosis, Pathogenic Escherichia coli infection, Regulation of actin cytoskeleton

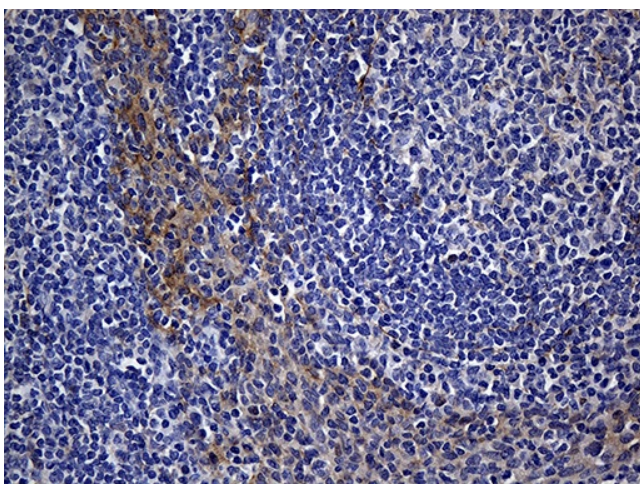


[View online »](#)

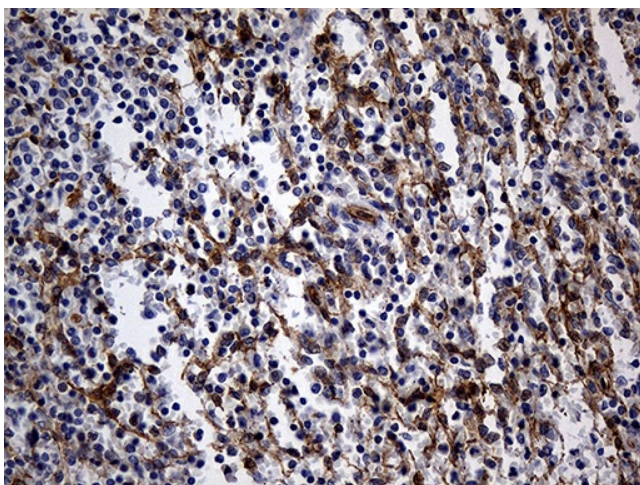
Product images:



HEK293T cells were transfected with the pCMV6-ENTRY control (Cat# [PS100001], Left lane) or pCMV6-ENTRY WASL (Cat# [RC207967], Right lane) cDNA for 48 hrs and lysed. Equivalent amounts of cell lysates (5 ug per lane) were separated by SDS-PAGE and immunoblotted with anti-WASL (Cat# TA811282)(1:2000). Positive lysates [LY401293] (100ug) and [LC401293] (20ug) can be purchased separately from OriGene.



Immunohistochemical staining of paraffin-embedded Human tonsil within the normal limits using anti-WASL mouse monoclonal antibody. (Heat-induced epitope retrieval by 1mM EDTA in 10mM Tris buffer (pH8.5) at 120°C for 3min, TA811282) (1:150)



Immunohistochemical staining of paraffin-embedded Human spleen tissue within the normal limits using anti-WASL mouse monoclonal antibody. (Heat-induced epitope retrieval by 1mM EDTA in 10mM Tris buffer (pH8.5) at 120°C for 3min, TA811282) (1:150)