

Product datasheet for **TA811100**

CNPase (CNP) Mouse Monoclonal Antibody [Clone ID: OTI3C3]

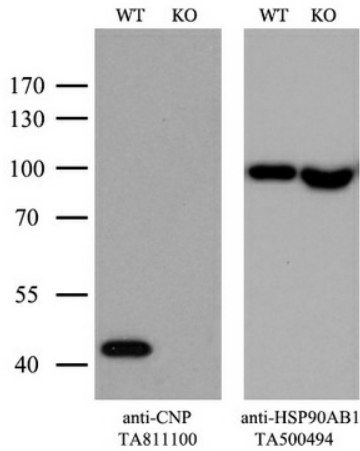
Product data:

Product Type:	Primary Antibodies
Clone Name:	OTI3C3
Applications:	IHC, WB
Recommended Dilution:	WB 1:500~2000, IHC 1:500
Reactivity:	Human, Mouse, Rat
Host:	Mouse
Isotype:	IgG1
Clonality:	Monoclonal
Immunogen:	Full length human recombinant protein of human CNP (NP_149124) produced in HEK293T cell.
Formulation:	PBS (pH 7.3) containing 1% BSA, 50% glycerol and 0.02% sodium azide.
Concentration:	1 mg/ml
Purification:	Purified from mouse ascites fluids or tissue culture supernatant by affinity chromatography (protein A/G)
Conjugation:	Unconjugated
Storage:	Store at -20°C as received.
Stability:	Stable for 12 months from date of receipt.
Predicted Protein Size:	47.4 kDa
Gene Name:	2',3'-cyclic nucleotide 3' phosphodiesterase
Database Link:	NP_149124 Entrez Gene 12799 Mouse Entrez Gene 25275 Rat Entrez Gene 1267 Human P09543
Synonyms:	CNP1

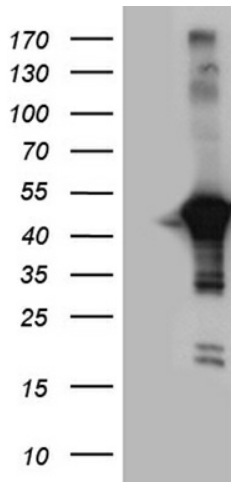


[View online »](#)

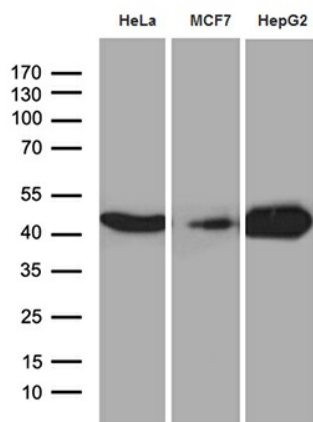
Product images:



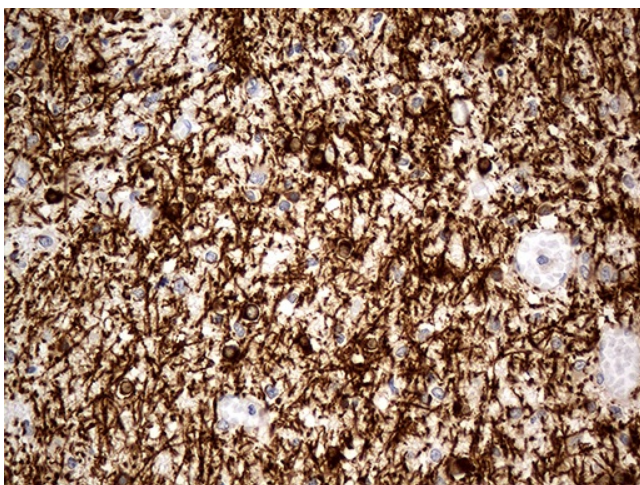
Equivalent amounts of cell lysates (10 ug per lane) of wild-type HeLa cells (WT, Cat# LC810HELA) and CNP-Knockout hela cells (KO, Cat# [LC810047]) were separated by SDS-PAGE and immunoblotted with anti-CNP monoclonal antibody TA811100. Then the blotted membrane was stripped and reprobed with anti-HSP90AB1 antibody ([TA500494]) as a loading control (1:500).



HEK293T cells were transfected with the pCMV6-ENTRY control (Cat# [PS100001], Left lane) or pCMV6-ENTRY CNP (Cat# [RC207038], Right lane) cDNA for 48 hrs and lysed. Equivalent amounts of cell lysates (5 ug per lane) were separated by SDS-PAGE and immunoblotted with anti-CNP (1:2000) (Cat# TA811100). Positive lysates [LY409699] (100ug) and [LC409699] (20ug) can be purchased separately from OriGene.



Western blot analysis of extracts (35ug) from 3 different cell lines by using anti-CNP monoclonal antibody (1:500).



Immunohistochemical staining of paraffin-embedded Human embryonic cerebellum within the normal limits using anti-CNP mouse monoclonal antibody. (Heat-induced epitope retrieval by 1mM EDTA in 10mM Tris buffer (pH8.5) at 120°C for 3min, TA811100) (1:500)