

Product datasheet for **TA810713**

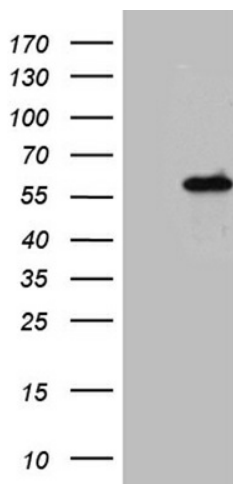
IKB epsilon (NFKBIE) Mouse Monoclonal Antibody [Clone ID: OTI6H8]

Product data:

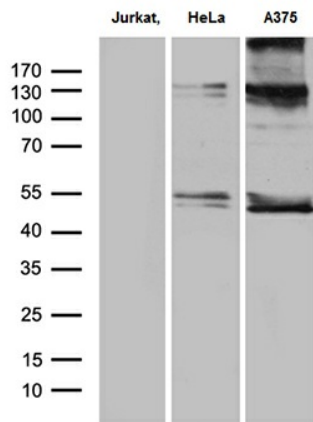
Product Type:	Primary Antibodies
Clone Name:	OTI6H8
Applications:	IHC, WB
Recommended Dilution:	WB 1:500~2000, IHC 1:500
Reactivity:	Human
Host:	Mouse
Isotype:	IgG1
Clonality:	Monoclonal
Immunogen:	Full length human recombinant protein of human NFKBIE (NP_004547) produced in E.coli.
Formulation:	PBS (pH 7.3) containing 1% BSA, 50% glycerol and 0.02% sodium azide.
Concentration:	1 mg/ml
Purification:	Purified from mouse ascites fluids or tissue culture supernatant by affinity chromatography (protein A/G)
Conjugation:	Unconjugated
Storage:	Store at -20°C as received.
Stability:	Stable for 12 months from date of receipt.
Gene Name:	NFKB inhibitor epsilon
Database Link:	NP_004547 Entrez Gene 4794 Human O00221
Synonyms:	IKBE
Protein Families:	Druggable Genome, Transcription Factors
Protein Pathways:	Adipocytokine signaling pathway, B cell receptor signaling pathway, Neurotrophin signaling pathway, T cell receptor signaling pathway



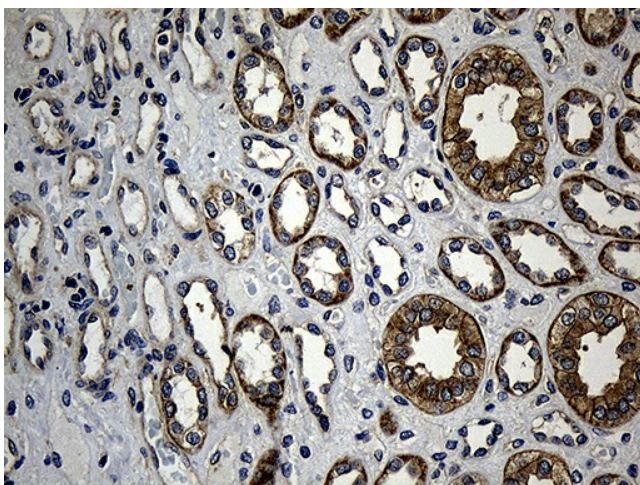
[View online »](#)

Product images:


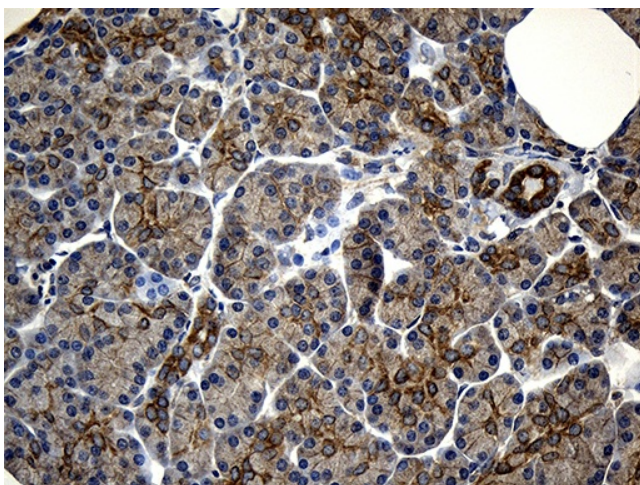
HEK293T cells were transfected with the pCMV6-ENTRY control (Cat# [PS100001], Left lane) or pCMV6-ENTRY NFKBIE (Cat# [RC214683], Right lane) cDNA for 48 hrs and lysed. Equivalent amounts of cell lysates (5 ug per lane) were separated by SDS-PAGE and immunoblotted with anti-NFKBIE (Cat# TA810713)(1:2000).



Western blot analysis of extracts (35ug) from 3 different cell lines by using anti-NFKBIE monoclonal antibody (1:500).



Immunohistochemical staining of paraffin-embedded Human Kidney tissue within the normal limits using anti-NFKBIE mouse monoclonal antibody. (Heat-induced epitope retrieval by 1mM EDTA in 10mM Tris buffer (pH8.5) at 120°C for 3min, TA810713) (1:500)



Immunohistochemical staining of paraffin-embedded Human pancreas tissue within the normal limits using anti-NFKBIE mouse monoclonal antibody. (Heat-induced epitope retrieval by 1mM EDTA in 10mM Tris buffer (pH8.5) at 120°C for 3min, TA810713) (1:500)