

Product datasheet for **TA808801AM**

POLDIP1 (KCTD13) Mouse Monoclonal Antibody (Biotin conjugated) [Clone ID: OTI3B12]

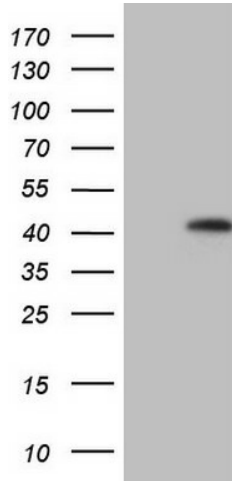
Product data:

Product Type:	Primary Antibodies
Clone Name:	OTI3B12
Applications:	IHC, WB
Recommended Dilution:	WB 1:2000, IHC 1:150
Reactivity:	Human, Mouse, Rat
Host:	Mouse
Isotype:	IgG1
Clonality:	Monoclonal
Immunogen:	Full length human recombinant protein of human KCTD13(NP_849194) produced in E.coli.
Formulation:	PBS (pH 7.3) containing 1% BSA, 50% glycerol and 0.02% sodium azide.
Concentration:	0.5 mg/ml
Purification:	Purified from mouse ascites fluids or tissue culture supernatant by affinity chromatography (protein A/G)
Conjugation:	Biotin
Storage:	Store at -20°C as received.
Stability:	Stable for 12 months from date of receipt.
Predicted Protein Size:	36.2 kDa
Gene Name:	potassium channel tetramerization domain containing 13
Database Link:	NP_849194 Entrez Gene 233877 Mouse Entrez Gene 293497 Rat Entrez Gene 253980 Human Q8WZ19
Synonyms:	BACURD1; FKSG86; hBACURD1; PDIP1; POLDIP1
Protein Families:	Ion Channels: Other, Transcription Factors

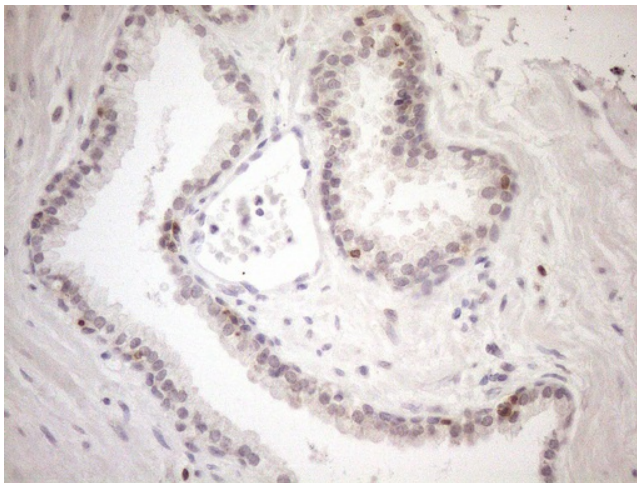


[View online »](#)

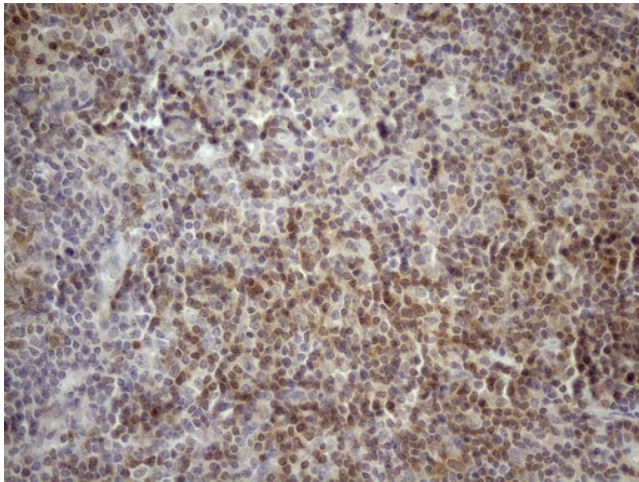
Product images:



HEK293T cells were transfected with the pCMV6-ENTRY control (Cat# [PS100001], Left lane) or pCMV6-ENTRY KCTD13 (Cat# [RC206944], Right lane) cDNA for 48 hrs and lysed. Equivalent amounts of cell lysates (5 ug per lane) were separated by SDS-PAGE and immunoblotted with anti-KCTD13 (Cat# [TA808801])(1:2000). Positive lysates [LY405827] (100ug) and [LC405827] (20ug) can be purchased separately from OriGene.



Immunohistochemical staining of paraffin-embedded Carcinoma of Human prostate tissue using anti-KCTD13 mouse monoclonal antibody. (Heat-induced epitope retrieval by 1mM EDTA in 10mM Tris buffer (pH8.5) at 120°C for 3min, [TA808801]) (1:150)



Immunohistochemical staining of paraffin-embedded Human tonsil within the normal limits using anti-KCTD13 mouse monoclonal antibody. (Heat-induced epitope retrieval by 1mM EDTA in 10mM Tris buffer (pH8.5) at 120°C for 3min, [TA808801]) (1:150)