

## Product datasheet for **TA807176S**

### MelanA (MLANA) Mouse Monoclonal Antibody [Clone ID: OTI6G3]

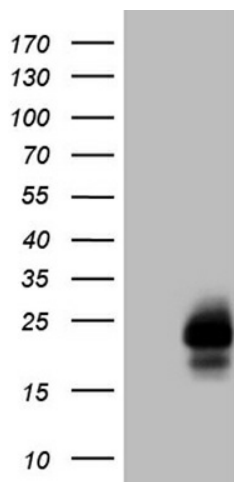
#### Product data:

Product Type:	Primary Antibodies
Clone Name:	OTI6G3
Applications:	IHC, WB
Recommended Dilution:	WB 1:500~2000, IHC 1:2000
Reactivity:	Human
Host:	Mouse
Isotype:	IgG1
Clonality:	Monoclonal
Immunogen:	Human recombinant protein fragment corresponding to amino acids 48-118 of human MLANA(NP_005502) produced in E.coli.
Formulation:	PBS (pH 7.3) containing 1% BSA, 50% glycerol and 0.02% sodium azide.
Concentration:	1 mg/ml
Purification:	Purified from mouse ascites fluids or tissue culture supernatant by affinity chromatography (protein A/G)
Conjugation:	Unconjugated
Storage:	Store at -20°C as received.
Stability:	Stable for 12 months from date of receipt.
Predicted Protein Size:	13 kDa
Gene Name:	melan-A
Database Link:	<a href="#">NP_005502</a> <a href="#">Entrez Gene 2315 Human</a> <a href="#">Q16655</a>
Synonyms:	MART-1; MART1
Protein Families:	Transmembrane

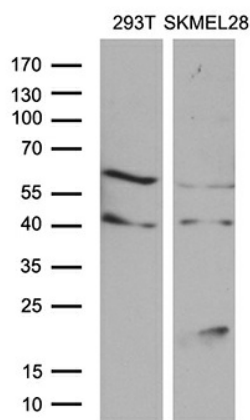


[View online »](#)

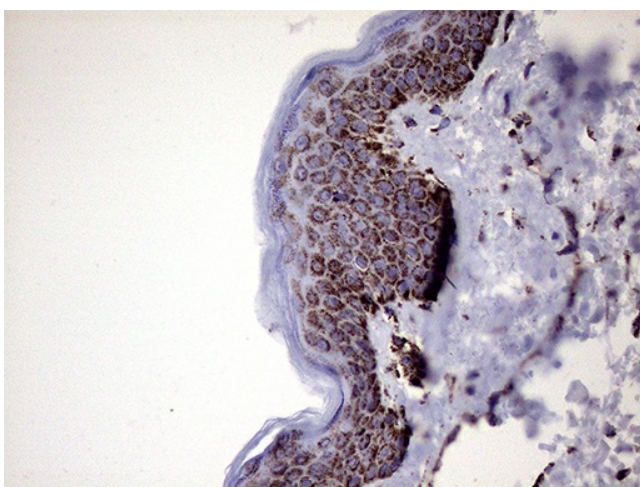
**Product images:**



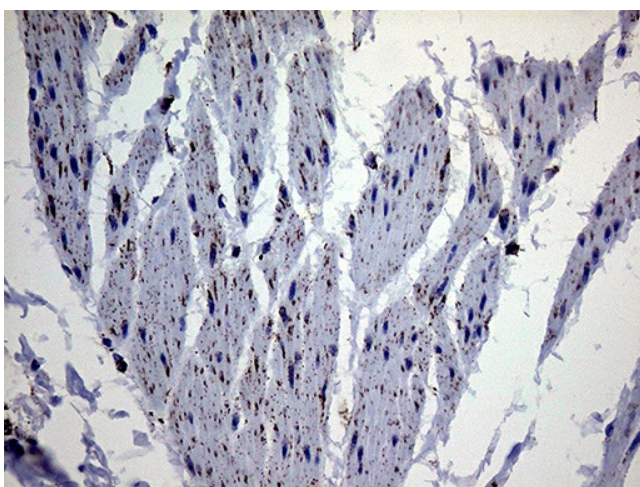
HEK293T cells were transfected with the pCMV6-ENTRY control (Left lane) or pCMV6-ENTRY MLANA ([RC204190], Right lane) cDNA for 48 hrs and lysed. Equivalent amounts of cell lysates (5 ug per lane) were separated by SDS-PAGE and immunoblotted with anti-MLANA (1:2000). Positive lysates [LY417261] (100ug) and [LC417261] (20ug) can be purchased separately from OriGene.



Western blot analysis of extracts (35ug) from 2 different cell lines by using anti-MLANA monoclonal antibody (1:500).



Immunohistochemical staining of paraffin-embedded Human skin tissue within the normal limits using anti-MLANA mouse monoclonal antibody. (Heat-induced epitope retrieval by 1mM EDTA in 10mM Tris buffer (pH8.5) at 120°C for 3min, [TA807176]) (1:2000)



Immunohistochemical staining of paraffin-embedded Human melanoma tissue using anti-MLANA mouse monoclonal antibody. (Heat-induced epitope retrieval by 1mM EDTA in 10mM Tris buffer (pH8.5) at 120°C for 3min, [TA807176]) (1:2000)