

Product datasheet for **TA805945**

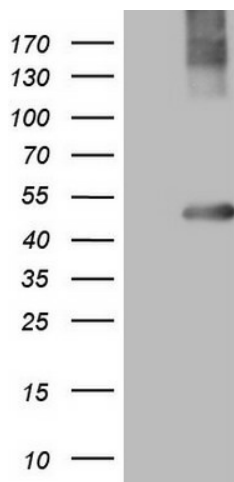
MTOR Mouse Monoclonal Antibody [Clone ID: OTI5B8]

Product data:

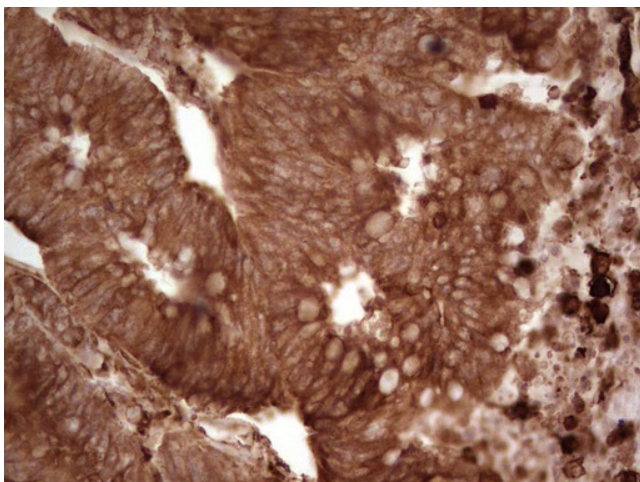
Product Type:	Primary Antibodies
Clone Name:	OTI5B8
Applications:	IHC, WB
Recommended Dilution:	WB 1:2000, IHC 1:150
Reactivity:	Human, Mouse, Rat
Host:	Mouse
Isotype:	IgG2a
Clonality:	Monoclonal
Immunogen:	Human recombinant protein fragment corresponding to amino acids 1766-2144 of human MTOR(NP_004949) produced in E.coli.
Formulation:	PBS (pH 7.3) containing 1% BSA, 50% glycerol and 0.02% sodium azide.
Concentration:	1 mg/ml
Purification:	Purified from mouse ascites fluids or tissue culture supernatant by affinity chromatography (protein A/G)
Conjugation:	Unconjugated
Storage:	Store at -20°C as received.
Stability:	Stable for 12 months from date of receipt.
Predicted Protein Size:	288.7 kDa
Gene Name:	mechanistic target of rapamycin
Database Link:	NP_004949 Entrez Gene 56717 Mouse Entrez Gene 56718 Rat Entrez Gene 2475 Human P42345
Synonyms:	FRAP; FRAP1; FRAP2; RAFT1; RAPT1; SKS
Protein Families:	Druggable Genome, Protein Kinase
Protein Pathways:	Acute myeloid leukemia, Adipocytokine signaling pathway, ErbB signaling pathway, Glioma, Insulin signaling pathway, mTOR signaling pathway, Pathways in cancer, Prostate cancer, Type II diabetes mellitus



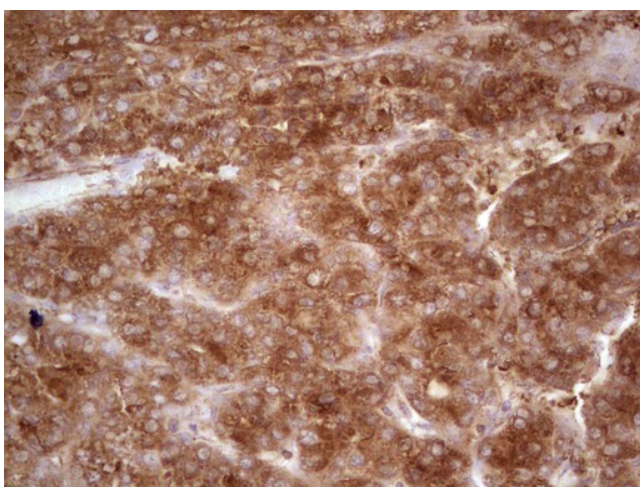
[View online »](#)

Product images:

Human recombinant protein fragment corresponding to amino acids 1766-2144 of human MTOR (NP_004949) produced in E.coli.



Immunohistochemical staining of paraffin-embedded Adenocarcinoma of Human colon tissue using anti-MTOR mouse monoclonal antibody. (Heat-induced epitope retrieval by 1mM EDTA in 10mM Tris, pH8.5, 120°C for 3min, TA805945)



Immunohistochemical staining of paraffin-embedded Carcinoma of Human liver tissue using anti-MTOR mouse monoclonal antibody. (Heat-induced epitope retrieval by 1mM EDTA in 10mM Tris, pH8.5, 120°C for 3min, TA805945)