

Product datasheet for **TA801155**

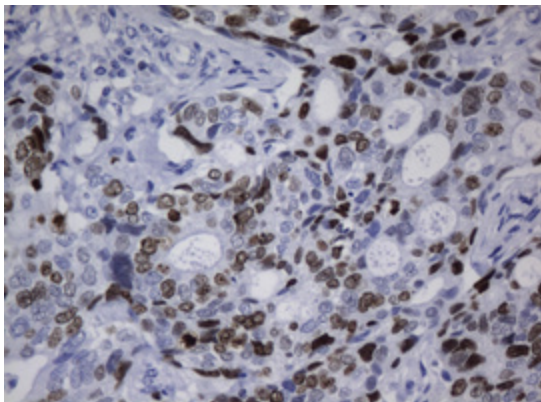
Ki67 (MKI67) Rat Monoclonal Antibody [Clone ID: OTI5B10]

Product data:

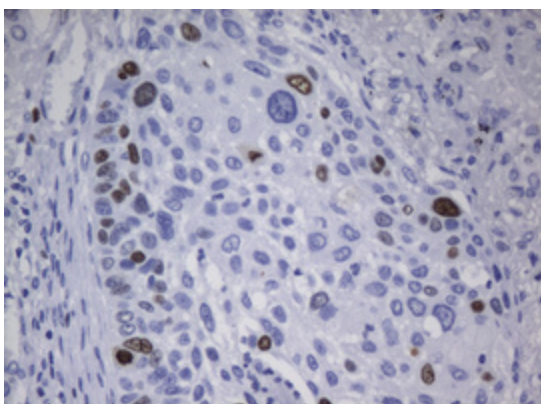
Product Type:	Primary Antibodies
Clone Name:	OTI5B10
Applications:	IHC
Recommended Dilution:	IHC 1:150
Reactivity:	Human
Host:	Rat
Isotype:	IgG1
Clonality:	Monoclonal
Immunogen:	Human recombinant protein fragment corresponding to amino acids 1160-1493 of human MKI67 (NP_002408) produced in E.coli.
Formulation:	PBS (pH 7.3) containing 1% BSA, 50% glycerol and 0.02% sodium azide.
Concentration:	1 mg/ml
Purification:	Purified from mouse ascites fluids or tissue culture supernatant by affinity chromatography (protein A/G)
Conjugation:	Unconjugated
Storage:	Store at -20°C as received.
Stability:	Stable for 12 months from date of receipt.
Gene Name:	marker of proliferation Ki-67
Database Link:	NP_002408 Entrez Gene 4288 Human P46013
Background:	This gene encodes a nuclear protein that is associated with and may be necessary for cellular proliferation. Alternatively spliced transcript variants have been described. A related pseudogene exists on chromosome X. [provided by RefSeq, Mar 2009]
Synonyms:	KIA; MIB-; MIB-1; PPP1R105
Protein Families:	Druggable Genome, ES Cell Differentiation/IPS



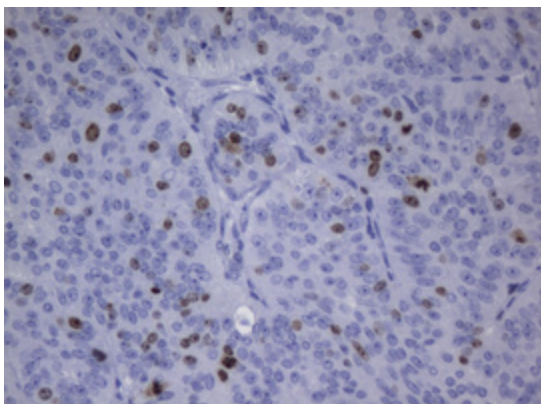
[View online »](#)

Product images:

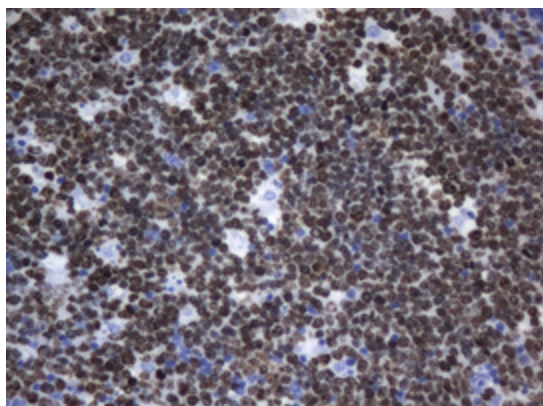
Immunohistochemical staining of paraffin-embedded Adenocarcinoma of Human breast tissue using anti-MKI67 rat monoclonal antibody. (TA801155; heat-induced epitope retrieval by 10mM citric buffer, pH6.0, 120°C for 3min)



Immunohistochemical staining of paraffin-embedded Carcinoma of Human lung tissue using anti-MKI67 rat monoclonal antibody. (TA801155; heat-induced epitope retrieval by 10mM citric buffer, pH6.0, 120°C for 3min)



Immunohistochemical staining of paraffin-embedded Adenocarcinoma of Human ovary tissue using anti-MKI67 rat monoclonal antibody. (TA801155; heat-induced epitope retrieval by 10mM citric buffer, pH6.0, 120°C for 3min)



Immunohistochemical staining of paraffin-embedded Human tonsil within the normal limits using anti-MKI67 rat monoclonal antibody. (TA801155; heat-induced epitope retrieval by 10mM citric buffer, pH6.0, 120°C for 3min)