

Product datasheet for **TA800197AM**

Myoneurin (MYNN) Mouse Monoclonal Antibody (Biotin conjugated) [Clone ID: OTI1C11]

Product data:


Product Type:	Primary Antibodies
Clone Name:	OTI1C11
Applications:	IHC, WB
Recommended Dilution:	WB 1:2000, IHC 1:150
Reactivity:	Human, Mouse, Rat
Host:	Mouse
Isotype:	IgG1
Clonality:	Monoclonal
Immunogen:	Human recombinant protein fragment corresponding to amino acids 10-300 of human MYNN (NP_061127) produced in E.coli.
Formulation:	PBS (pH 7.3) containing 1% BSA, 50% glycerol and 0.02% sodium azide.
Concentration:	0.5 mg/ml
Purification:	Purified from mouse ascites fluids or tissue culture supernatant by affinity chromatography (protein A/G)
Conjugation:	Biotin
Storage:	Store at -20°C as received.
Stability:	Stable for 12 months from date of receipt.
Predicted Protein Size:	68.5 kDa
Gene Name:	myoneurin
Database Link:	NP_061127 Entrez Gene 80732 Mouse Entrez Gene 361924 Rat Entrez Gene 55892 Human Q9NPC7
Background:	This gene encodes a member of the BTB/POZ and zinc finger domain-containing protein family that are involved in the control of gene expression. Alternative splicing results in multiple transcript variants and a pseudogene has been identified on chromosome 14. [provided by RefSeq]
Synonyms:	OSZF; SBBIZ1; ZBTB31; ZNF902



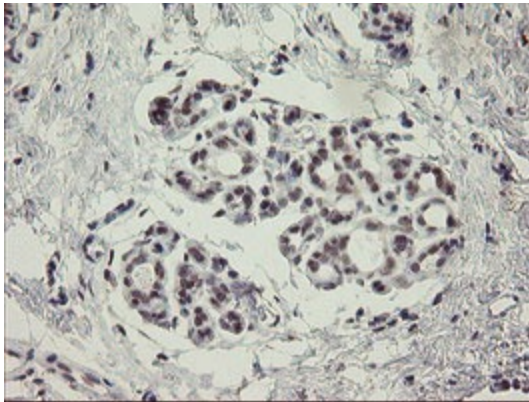
[View online »](#)

Protein Families: Transcription Factors

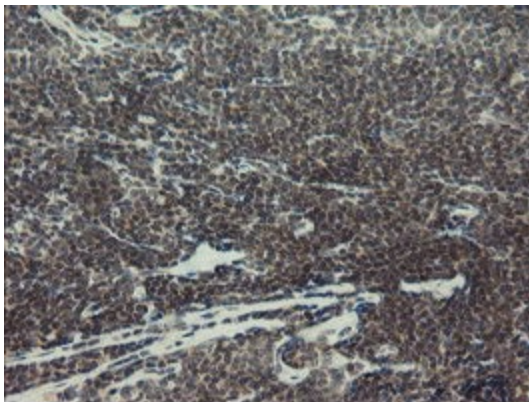
Product images:



HEK293T cells were transfected with the pCMV6-ENTRY control (Left lane) or pCMV6-ENTRY MYNN ([RC207080], Right lane) cDNA for 48 hrs and lysed. Equivalent amounts of cell lysates (5 ug per lane) were separated by SDS-PAGE and immunoblotted with anti-MYNN. Positive lysates [LY412964] (100ug) and [LC412964] (20ug) can be purchased separately from OriGene.



Immunohistochemical staining of paraffin-embedded Human breast tissue within the normal limits using anti-MYNN mouse monoclonal antibody. (Heat-induced epitope retrieval by 10mM citric buffer, pH6.0, 100°C for 10min, [TA800197])



Immunohistochemical staining of paraffin-embedded Human lymphoma tissue using anti-MYNN mouse monoclonal antibody. (Heat-induced epitope retrieval by 10mM citric buffer, pH6.0, 100°C for 10min, [TA800197])