

## Product datasheet for **TA592128S**

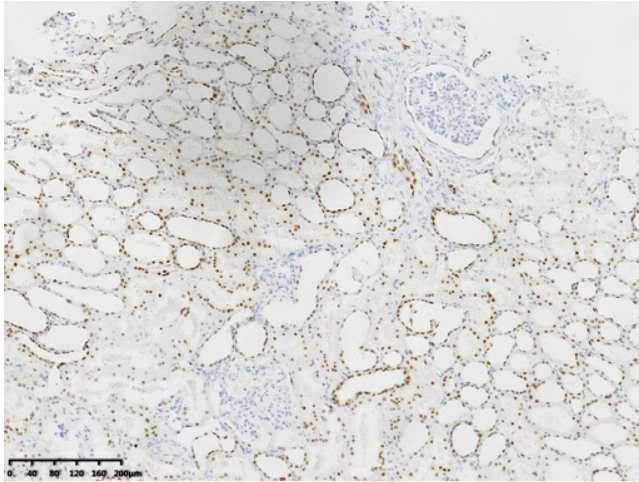
### **HNF1-Beta(HNF1B) Rabbit Monoclonal Antibody [Clone ID: OTIR2A4]**

#### **Product data:**

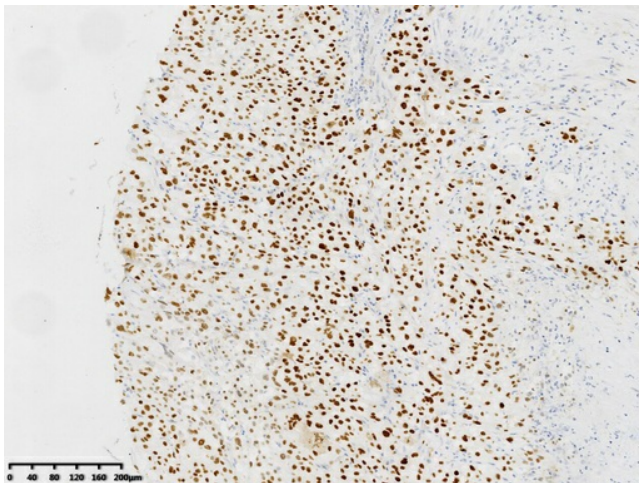
<b>Product Type:</b>	Primary Antibodies
<b>Clone Name:</b>	OTIR2A4
<b>Applications:</b>	IHC
<b>Recommended Dilution:</b>	IHC 1:300
<b>Host:</b>	Rabbit
<b>Isotype:</b>	IgG
<b>Clonality:</b>	Monoclonal
<b>Immunogen:</b>	Human recombinant protein fragment corresponding to the N-terminus of human HNF1-Beta(HNF1B) (NP_000449) produced in E.coli.
<b>Formulation:</b>	PBS (pH 7.3) containing 1% BSA, 50% glycerol and 0.02% sodium azide.
<b>Concentration:</b>	1 mg/ml
<b>Purification:</b>	Purified from mouse ascites fluids or tissue culture supernatant by affinity chromatography (protein A/G)
<b>Conjugation:</b>	Unconjugated
<b>Storage:</b>	Shipped at -20°C or with ice packs, Upon delivery store at -20°C. Dilute in PBS(pH7.3) if necessary. Stable for 12 months from date of receipt. Avoid repeated freeze-thaws.



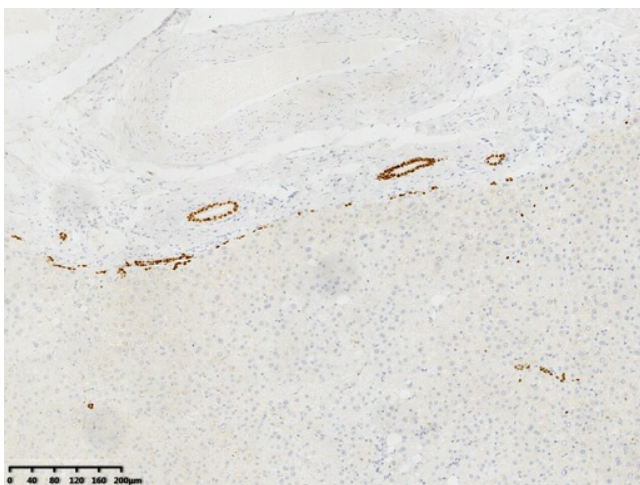
[View online »](#)

**Product images:**

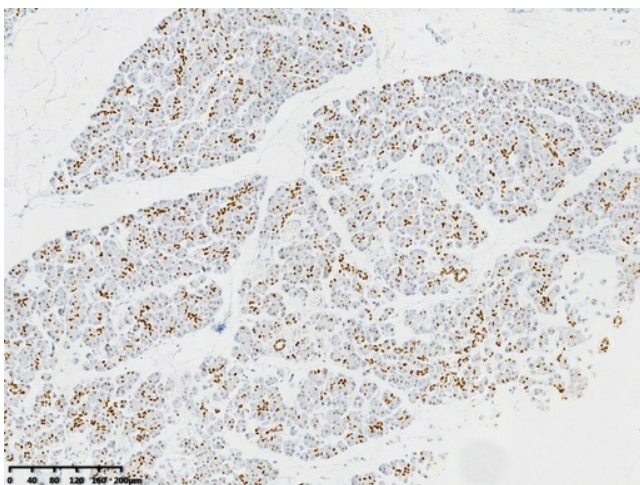
Immunohistochemical staining of paraffin-embedded Human kidney tissue within the normal limits using anti-Beta (HNF1B) rabbit monoclonal antibody. (Heat-induced epitope retrieval by 1mM EDTA in 10mM Tris buffer (pH9.0) at 120°C for 3 min, [TA592128]) (1:300)



Immunohistochemical staining of paraffin-embedded Carcinoma of Human kidney tissue using anti-Beta (HNF1B) rabbit monoclonal antibody. (Heat-induced epitope retrieval by 1mM EDTA in 10mM Tris buffer (pH9.0) at 120°C for 3 min, [TA592128]) (1:300)



Immunohistochemical staining of paraffin-embedded Human liver tissue within the normal limits using anti-Beta (HNF1B) rabbit monoclonal antibody. (Heat-induced epitope retrieval by 1mM EDTA in 10mM Tris buffer (pH9.0) at 120°C for 3 min, [TA592128]) (1:300)



Immunohistochemical staining of paraffin-embedded Human pancreas tissue within the normal limits using anti-Beta (HNF1B) rabbit monoclonal antibody. (Heat-induced epitope retrieval by 1mM EDTA in 10mM Tris buffer (pH9.0) at 120°C for 3 min, [TA592128]) (1:300)