

Product datasheet for **TA590354**

Peroxiredoxin 2 (PRDX2) Rabbit Polyclonal Antibody

Product data:

Product Type:	Primary Antibodies
Applications:	IHC, WB
Recommended Dilution:	WB 1:20000, IHC 1:150, ELISA 1:100-1:2000
Reactivity:	Human
Host:	Rabbit
Isotype:	IgG
Clonality:	Polyclonal
Immunogen:	DNA immunization. This antibody was made against a protein fragment from the Middle Region
Formulation:	20 mM Potassium Phosphate, 150 mM Sodium Chloride, pH 7.0
Concentration:	1.00876 mg/ml
Purification:	Purified from mouse ascites fluids or tissue culture supernatant by affinity chromatography (protein A/G)
Conjugation:	Unconjugated
Storage:	Store at -20°C as received.
Stability:	Stable for 12 months from date of receipt.
Gene Name:	peroxiredoxin 2
Database Link:	NP_859428 Entrez Gene 7001 Human P32119
Background:	This gene encodes a member of the peroxiredoxin family of antioxidant enzymes, which reduce hydrogen peroxide and alkyl hydroperoxides. The encoded protein may play an antioxidant protective role in cells, and may contribute to the antiviral activity of CD8(+) T-cells. This protein may have a proliferative effect and play a role in cancer development or progression. The crystal structure of this protein has been resolved to 2.7 angstroms. Transcript variants encoding distinct isoforms have been identified for this gene.
Synonyms:	NKEFB; PRP; PRX2; PRXII; PTX1; TDPX1; TPX1; TSA

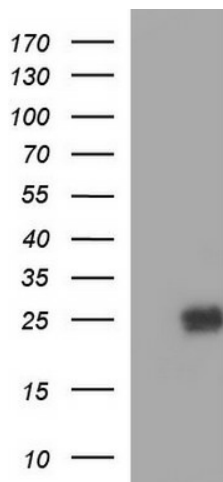


[View online »](#)

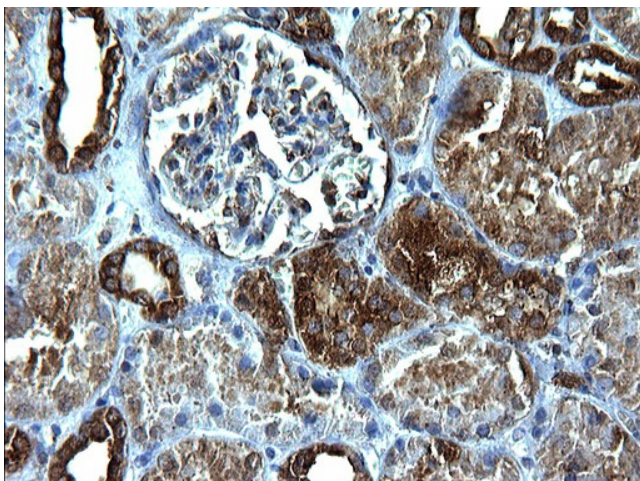
Note: This antibody was generated by SDIX's Genomic Antibody Technology® (GAT). [Learn about GAT](#)

Protein Families: Druggable Genome

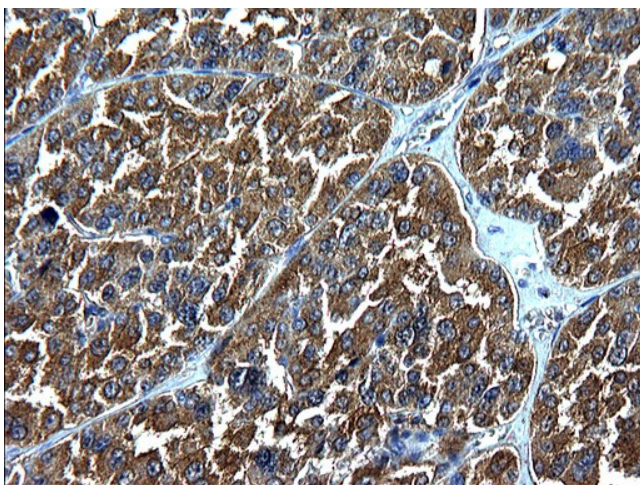
Product images:



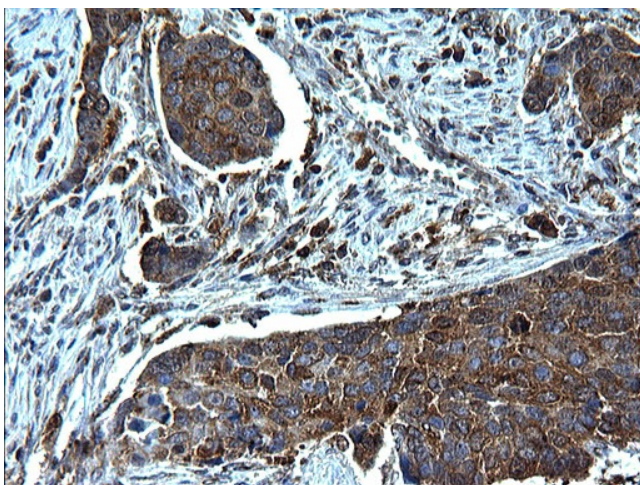
HEK293T cells were transfected with the pCMV6-ENTRY control (Cat# [PS100001], Left lane) or pCMV6-ENTRY PRDX2 (Cat# [RC209548], Right lane) cDNA for 48 hrs and lysed. Equivalent amounts of cell lysates (5 ug per lane) were separated by SDS-PAGE and immunoblotted with anti-PRDX2 (Cat# TA590354). Positive lysates [LY405644] (100ug) and [LC405644] (20ug) can be purchased separately from OriGene.



Immunohistochemical staining of paraffin-embedded Human Kidney tissue using anti-PRDX2 rabbit polyclonal antibody. (TA590354)



Immunohistochemical staining of paraffin-embedded Carcinoma of Human kidney tissue using anti-PRDX2 rabbit polyclonal antibody. (TA590354)



Immunohistochemical staining of paraffin-embedded Carcinoma of Human lung tissue using anti-PRDX2 rabbit polyclonal antibody. (TA590354)