

## Product datasheet for **TA502245AM**

### Hsp40 (DNAJB1) Mouse Monoclonal Antibody (Biotin conjugated) [Clone ID: OTI1B12]

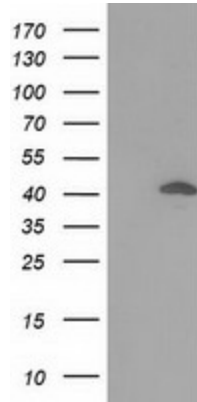
#### Product data:

Product Type:	Primary Antibodies
Clone Name:	OTI1B12
Applications:	FC, IF, WB
Recommended Dilution:	WB 1:2000, IF 1:100, FLOW 1:100
Reactivity:	Human, Mouse, Rat
Host:	Mouse
Isotype:	IgG1
Clonality:	Monoclonal
Immunogen:	Full length human recombinant protein of human DNAJB1 (NP_006136) produced in HEK293T cell.
Formulation:	PBS (pH 7.3) containing 1% BSA, 50% glycerol and 0.02% sodium azide.
Concentration:	0.5 mg/ml
Purification:	Purified from mouse ascites fluids or tissue culture supernatant by affinity chromatography (protein A/G)
Conjugation:	Biotin
Storage:	Store at -20°C as received.
Stability:	Stable for 12 months from date of receipt.
Predicted Protein Size:	37.9 kDa
Gene Name:	Dnaj heat shock protein family (Hsp40) member B1
Database Link:	<a href="#">NP_006136</a> <a href="#">Entrez Gene 81489 Mouse</a> <a href="#">Entrez Gene 361384 Rat</a> <a href="#">Entrez Gene 3337 Human</a> <a href="#">P25685</a>
Synonyms:	Hdj1; Hsp40; HSPF1; RSPH16B; Sis1

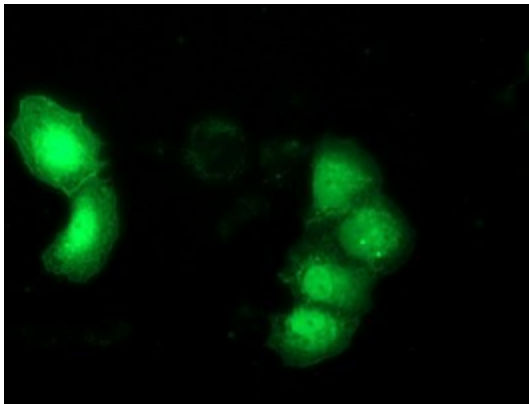


[View online »](#)

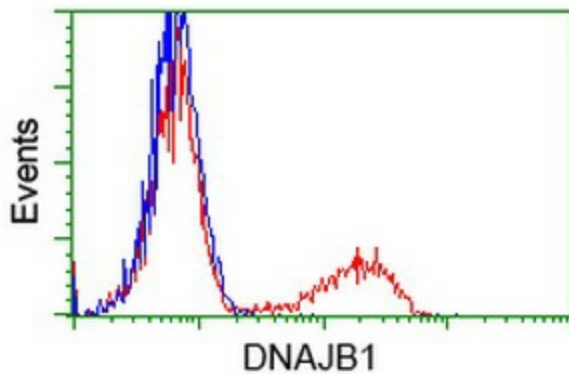
**Product images:**



HEK293T cells were transfected with the pCMV6-ENTRY control (Left lane) or pCMV6-ENTRY DNAJB1 ([RC201762], Right lane) cDNA for 48 hrs and lysed. Equivalent amounts of cell lysates (5 ug per lane) were separated by SDS-PAGE and immunoblotted with anti-DNAJB1. Positive lysates [LY401851] (100ug) and [LC401851] (20ug) can be purchased separately from OriGene.



Anti-DNAJB1 mouse monoclonal antibody ([TA502245]) immunofluorescent staining of COS7 cells transiently transfected by pCMV6-ENTRY DNAJB1 ([RC201762]).



HEK293T cells transfected with either [RC201762] overexpress plasmid (Red) or empty vector control plasmid (Blue) were immunostained by anti-DNAJB1 antibody ([TA502245]), and then analyzed by flow cytometry.