

## Product datasheet for **TA369118**

### FAM107A Rabbit Polyclonal Antibody

#### Product data:

Product Type:	Primary Antibodies
Applications:	IHC
Recommended Dilution:	IHC: 50-200 Positive control: Human colon cancer Predicted cell location: Nucleus and Cytoplasm
Reactivity:	Human
Host:	Rabbit
Isotype:	IgG
Clonality:	Polyclonal
Immunogen:	Fusion protein of human FAM107A
Formulation:	pH7.4 PBS, 0.05% NaN <sub>3</sub> , 40% Glycerol
Concentration:	lot specific
Purification:	Antigen affinity purification
Conjugation:	Unconjugated
Storage:	Store at -20°C.
Stability:	1 year
Gene Name:	family with sequence similarity 107 member A
Database Link:	<a href="#">Entrez Gene 11170 Human O95990</a>

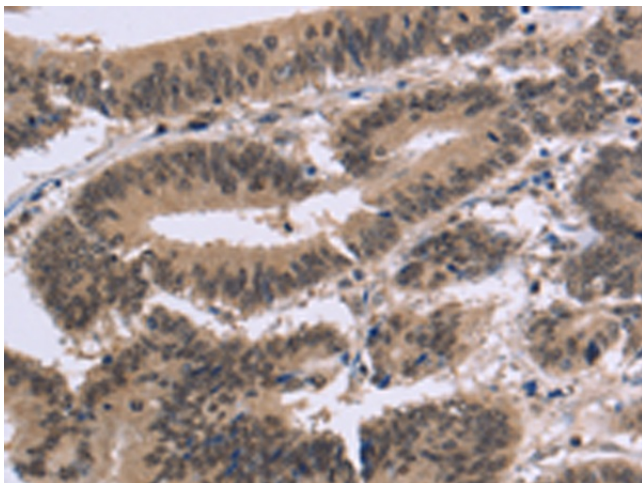
**Background:** FAM107B is a 131 amino acid protein that is encoded by a gene that maps to human chromosome 10, which contains over 800 genes and 135 million nucleotides, making up nearly 4.5% of the human genome. PTEN is an important tumor suppressor gene located on chromosome 10 and, when defective, causes a genetic predisposition to cancer development known as Cowden syndrome. The chromosome 10 encoded gene ERCC6 is important for DNA repair and is linked to Cockayne syndrome which is characterized by extreme photosensitivity and premature aging. Tetrahydrobiopterin deficiency and a number of syndromes involving defective skull and facial bone fusion are also linked to chromosome 10. As with most trisomies, trisomy 10 is rare and is deleterious.



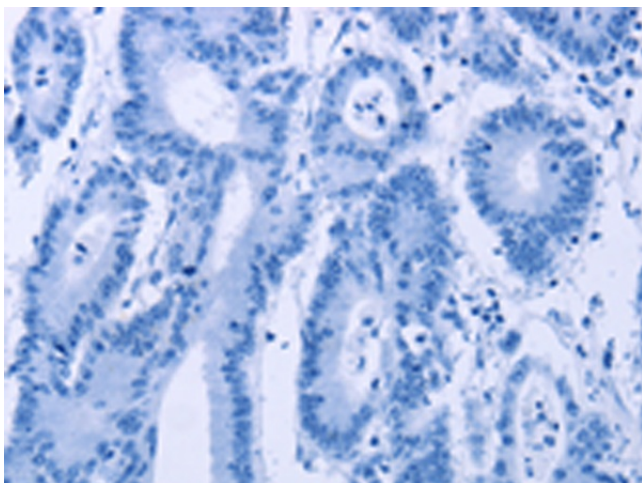
[View online »](#)

Synonyms: DRR1; FLJ30158; FLJ45473; TU3A

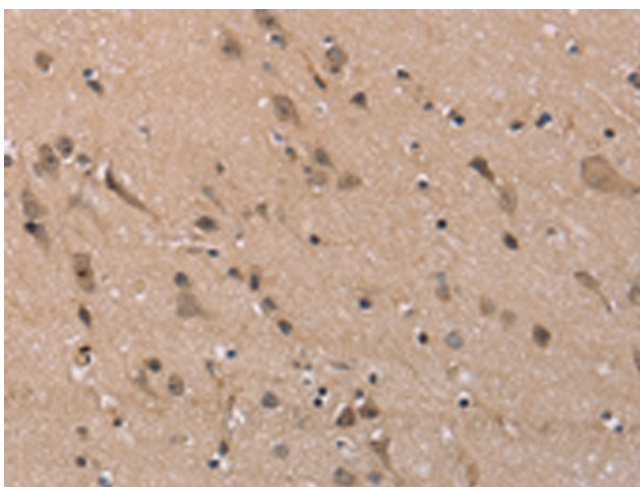
### Product images:



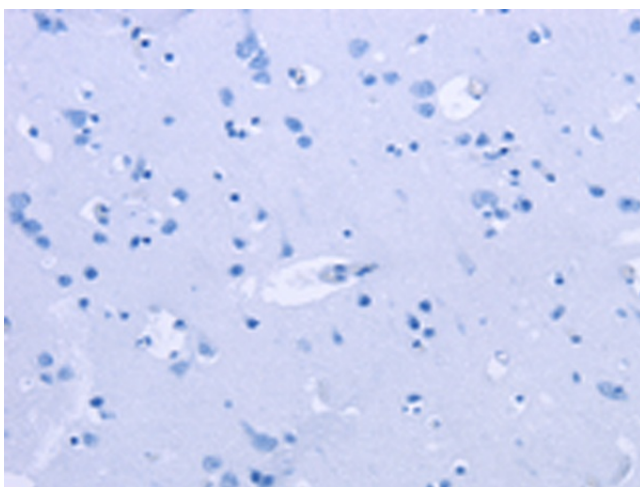
Immunohistochemistry of paraffin-embedded Human colon cancer tissue using TA369118 (FAM107A Antibody) at dilution 1/30 (Original magnification:  $\times 200$ )



Immunohistochemistry of paraffin-embedded Human colon cancer tissue using TA369118 (FAM107A Antibody) at dilution 1/30, treated with fusion protein. (Original magnification:  $\times 200$ )



Immunohistochemistry of paraffin-embedded Human brain tissue using TA369118 (FAM107A Antibody) at dilution 1/30 (Original magnification:  $\times 200$ )



Immunohistochemistry of paraffin-embedded Human brain tissue using TA369118 (FAM107A Antibody) at dilution 1/30, treated with fusion protein. (Original magnification:  $\times 200$ )