

Product datasheet for **TA366173**

NEGR1 Rabbit Polyclonal Antibody

Product data:

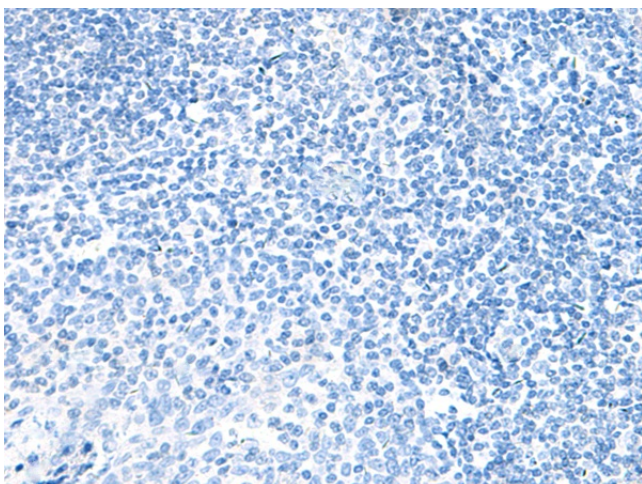
Product Type:	Primary Antibodies
Applications:	IHC
Recommended Dilution:	IHC: 50-300 Positive control: Human tonsil Predicted cell location: Cytoplasm
Reactivity:	Human, Mouse, Rat
Host:	Rabbit
Isotype:	IgG
Clonality:	Polyclonal
Immunogen:	Fusion protein of human NEGR1
Formulation:	pH7.4 PBS, 0.05% NaN ₃ , 40% Glycerol
Concentration:	lot specific
Purification:	Antigen affinity purification
Conjugation:	Unconjugated
Storage:	Store at -20°C.
Stability:	1 year
Gene Name:	neuronal growth regulator 1
Database Link:	Entrez Gene 257194 Human Q7Z3B1
Background:	May be involved in cell-adhesion. May function as a trans-neural growth-promoting factor in regenerative axon sprouting in the mammalian brain (By similarity).
Synonyms:	DMML2433; IGLON4; KILON; MGC46680; neurotractin; Ntra



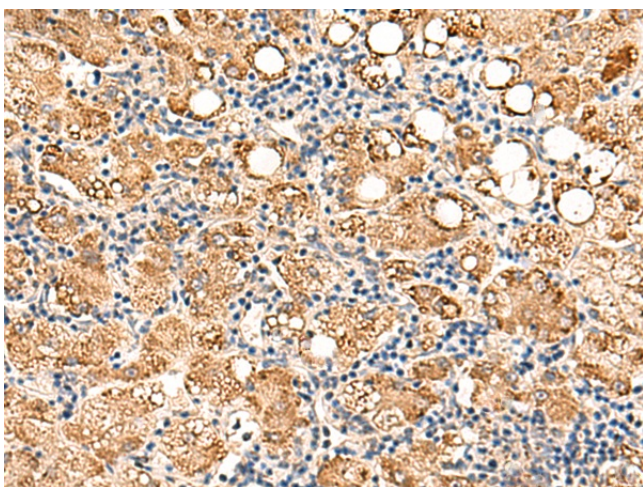
[View online »](#)

Product images:

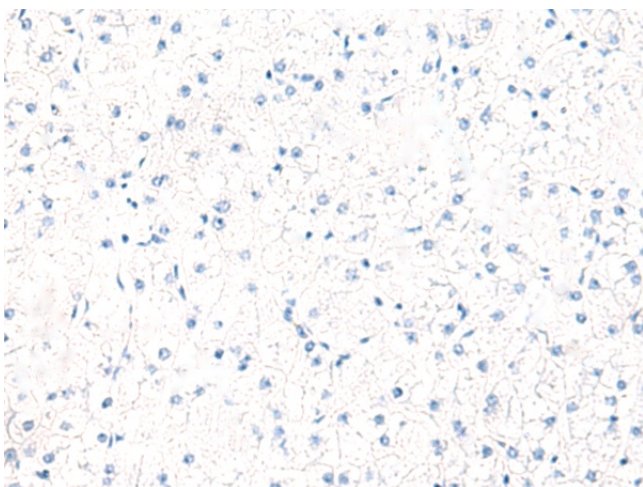
Immunohistochemistry of paraffin-embedded Human tonsil tissue using TA366173 (NEGR1 Antibody) at dilution 1/50 (Original magnification: ×200)



Immunohistochemistry of paraffin-embedded Human tonsil tissue using TA366173 (NEGR1 Antibody) at dilution 1/50, treated with fusion protein. (Original magnification: ×200)



Immunohistochemistry of paraffin-embedded Human gastric cancer tissue using TA366173 (NEGR1 Antibody) at dilution 1/50 (Original magnification: x200)



Immunohistochemistry of paraffin-embedded Human gastric cancer tissue using TA366173 (NEGR1 Antibody) at dilution 1/50, treated with fusion protein. (Original magnification: x200)