

Product datasheet for **TA343674**

TDP43 (TARDBP) Rabbit Polyclonal Antibody

Product data:

Product Type:	Primary Antibodies
Applications:	IHC, WB
Recommended Dilution:	WB, IHC
Reactivity:	Human
Host:	Rabbit
Isotype:	IgG
Clonality:	Polyclonal
Immunogen:	The immunogen for anti-TARDBP antibody: synthetic peptide directed towards the N terminal of human TARDBP. Synthetic peptide located within the following region: MSEYIRVTEDENDPEIIPSEDDGTLLSTVTAQFPGACGLRYRNPVSQC
Formulation:	Liquid. Purified antibody supplied in 1x PBS buffer with 0.09% (w/v) sodium azide and 2% sucrose. <i>Note that this product is shipped as lyophilized powder to China customers.</i>
Purification:	Protein A purified
Conjugation:	Unconjugated
Storage:	Store at -20°C as received.
Stability:	Stable for 12 months from date of receipt.
Predicted Protein Size:	45 kDa
Gene Name:	TAR DNA binding protein
Database Link:	NP_031401 Entrez Gene 23435 Human Q13148



[View online »](#)

Background:

HIV-1, the causative agent of acquired immunodeficiency syndrome (AIDS), contains an RNA genome that produces a chromosomally integrated DNA during the replicative cycle. Activation of HIV-1 gene expression by the transactivator Tat is dependent on an RNA regulatory element (TAR) located downstream of the transcription initiation site. TARDBP is a transcriptional repressor that binds to chromosomally integrated TAR DNA and represses HIV-1 transcription. HIV-1, the causative agent of acquired immunodeficiency syndrome (AIDS), contains an RNA genome that produces a chromosomally integrated DNA during the replicative cycle. Activation of HIV-1 gene expression by the transactivator Tat is dependent on an RNA regulatory element (TAR) located downstream of the transcription initiation site. The protein encoded by this gene is a transcriptional repressor that binds to chromosomally integrated TAR DNA and represses HIV-1 transcription. In addition, this protein regulates alternate splicing of the CFTR gene. A similar pseudogene is present on chromosome 20.

Synonyms:

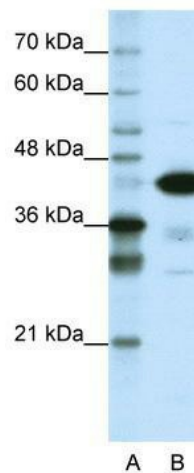
ALS10; TDP-43

Note:

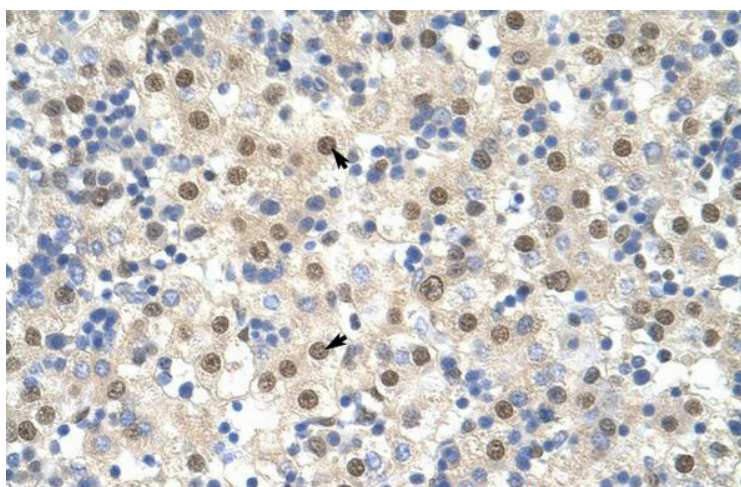
Immunogen Sequence Homology: Dog: 100%; Pig: 100%; Rat: 100%; Horse: 100%; Human: 100%; Mouse: 100%; Bovine: 100%; Guinea pig: 100%

Protein Families:

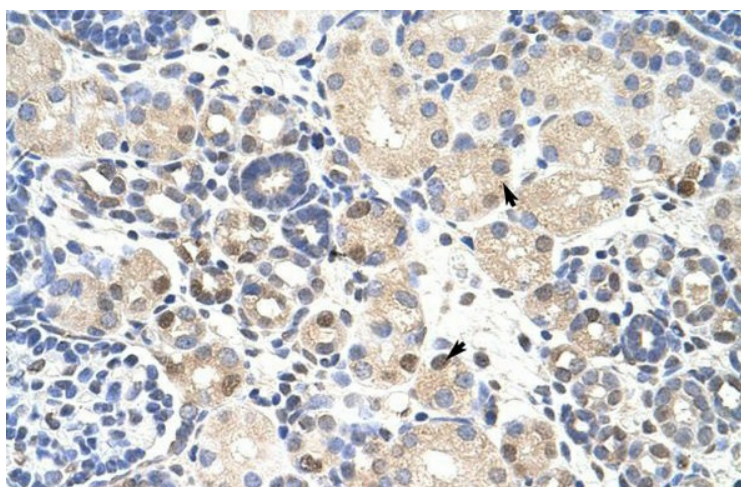
Transcription Factors

Product images:

WB Suggested Anti-TARDBP Antibody Titration: 1.25 ug/ml; Positive Control: HepG2 cell lysate; TARDBP is supported by BioGPS gene expression data to be expressed in HepG2



Human Liver



Human kidney