

## Product datasheet for **TA328324**

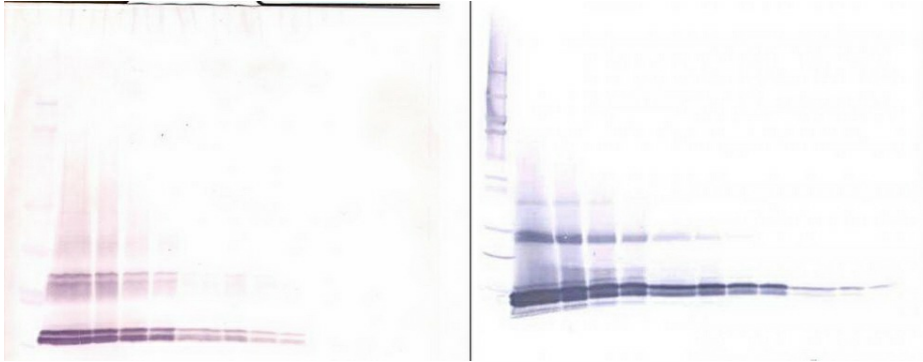
### GDF3 Rabbit Polyclonal Antibody

#### Product data:

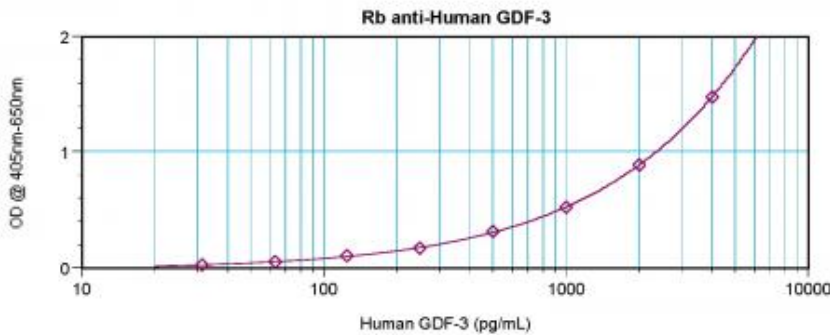
Product Type:	Primary Antibodies
Applications:	ELISA, IHC, WB
Recommended Dilution:	WB: 0.1-0.2ug/mL, ELISA: 0.25-2ug/mL, IHC: 0.25ug/mL - 1mg/mL
Reactivity:	Human
Host:	Rabbit
Isotype:	IgG
Clonality:	Polyclonal
Immunogen:	E.coli derived Recombinant Human GDF-3
Formulation:	A sterile filtered antibody solution was lyophilized from PBS, pH 7.2.
Purification:	Produced from sera of rabbits pre-immunized with highly pure (>98%) recombinant hGDF-3. Anti-Human GDF-3 specific antibody was purified by affinity chromatography employing immobilized hGDF-3 matrix.
Conjugation:	Unconjugated
Storage:	Store at -20°C as received.
Stability:	Stable for 12 months from date of receipt.
Gene Name:	growth differentiation factor 3
Database Link:	<a href="#">NP_065685</a> <a href="#">Entrez Gene 9573 Human</a> <a href="#">Q9NR23</a>
Synonyms:	KFS3; MCOP7; MCOPCB6
Protein Families:	Adult stem cells, Cancer stem cells, Druggable Genome, Embryonic stem cells, ES Cell Differentiation/IPS, Induced pluripotent stem cells, Secreted Protein, Stem cell relevant signaling - TGFb/BMP signaling pathway



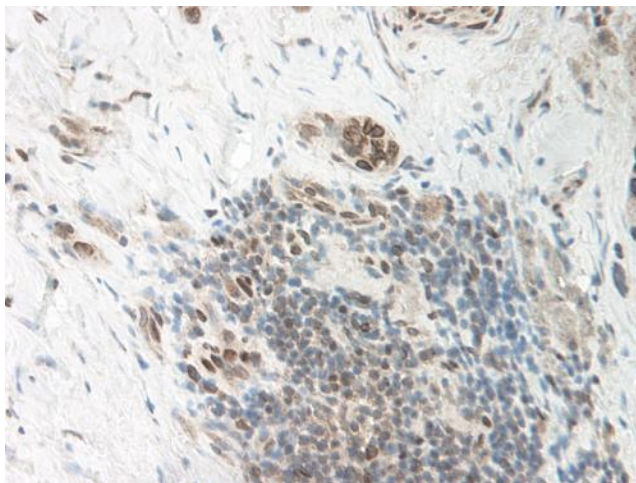
[View online »](#)

**Product images:**


To detect hGDF-3 by sandwich ELISA (using 100 ul/well antibody solution) a concentration of 0.5 - 2.0 ug/ml of this antibody is required. This antigen affinity purified antibody, in conjunction with Biotinylated Anti-Human GDF-3 ([TA328323]) as a detection antibody, allows the detection of at least 0.2 - 0.4 ng/well of recombinant hGDF-3.



To detect hGDF-3 by sandwich ELISA (using 100 ul/well antibody solution) a concentration of 0.5 - 2.0 ug/ml of this antibody is required. This antigen affinity purified antibody, in conjunction with Biotinylated Anti-Human GDF-3 ([TA328323]) as a detection antibody, allows the detection of at least 0.2 - 0.4 ng/well of recombinant hGDF-3.



To detect hGDF-3 by sandwich ELISA (using 100 ul/well antibody solution) a concentration of 0.5 - 2.0 ug/ml of this antibody is required. This antigen affinity purified antibody, in conjunction with Biotinylated Anti-Human GDF-3 ([TA328323]) as a detection antibody, allows the detection of at least 0.2 - 0.4 ng/well of recombinant hGDF-3.