

Product datasheet for **RG238394**

YAP1 (NM_001282097) Human Tagged ORF Clone

Product data:

Product Type:	Expression Plasmids
Product Name:	YAP1 (NM_001282097) Human Tagged ORF Clone
Tag:	TurboGFP
Symbol:	YAP1
Synonyms:	COB1; YAP; YAP2; YAP65; YKI
Mammalian Cell Selection:	Neomycin
Vector:	pCMV6-AC-GFP (PS100010)
E. coli Selection:	Ampicillin (100 ug/mL)
ORF Nucleotide Sequence:	>RG238394 representing NM_001282097. Blue=ORF Red=Cloning site Green=Tag(s)

```
GCTCGTTTGTGAACCGTCAGAATTTGTAAACGACTACTATAGGGCGCCGGGAATTCGTCGACTG
GATCCGGTACCGAGGAGATCTGCCGCCCGCATCGCC
ATGGATCCCGGGCAGCAGCCGCCCTCAACCGGCCCCAGGGCCAAGGGCAGCCGCTTCGACGCC
CCGAGGGGCGAGGCCCGCGCTCCGGACCCGGGCAACCGGCACCCGCGGCGACCCAGGCGCGCCGAG
GCACCCCGCGGGCATCAGATCGTGCACGTCCGCGGGACTCGGAGACCGACCTGGAGGCGCTTTC
AACGCCGTCATGAACCCCAAGACGGCCAACGTGCCCCAGACCGTCCCATGAGGCTCCGGAAGCTGCC
GACTCCTTCTTCAAGCCCGGAGCCAAATCCCCTCCGACAGGCCAGTACTGATGCAGGCATGCA
GGAGCCCTGACTCCACAGCATGTTCCGAGCTCATTCTCTCCAGCTTCTCTGCAGTTGGGAGCTGTTTCT
CCTGGGACTGACCCCACTGGAGTAGTCTCTGGCCAGCAGCTACCCACAGCTCAGCATCTTCGA
CAGTCTTCTTTGAGATACCTGATGATGTACCTCTGCCAGCAGGTTGGGAGATGGCAAAGACATCTTCT
GGTCAGAGATACTTCTTAAATCACATCGATCAGACAACAACATGGCAGGACCCAGGAAGGCCATGCTG
TCCCAGATGAACGTCACAGCCCCACCAGTCCACCAGTGCAGCAGAATATGATGAACTCGGCTTCAGCC
ATGAACAGAGAATCAGTCAGAGTGCTCCAGTGAACAGCCACCACCCCTGGCTCCCGAGAGCCACAG
GGAGGCGTCATGGGTGGCAGCACTCCAACCAGCAGCAACAGATGCGACTGCAGCAACTGCAGATGGAG
AAGGAGAGGCTGCGGCTGAAACAGCAAGAAGTCTCGGCAGGCAATGCGGAATATCAATCCAGCACA
GCAAATTTCCAAAATGTCAGGAGTTAGCCCTGCGTAGCCAGTTACCAACTGGAGCAGGATGGTGGG
ACTCAAAATCCAGTGCTTCTCCCGGATGTCTCAGGAATTGAGAACAATGACGACCAATAGCTCAGAT
CCTTCTCTTAACAGTGGCACCTATCACTCTCGAGATGAGAGTACAGACAGTGGACTAAGCATGAGCAGC
TACAGTGTCCCTCGAACCCAGATGACTTCTGAACAGTGTGGATGAGATGGATACAGGTGATACTATC
AACCAAAGCACCCCTGCCCTCACAGCAGAACCGTTTCCAGACTACCTTGAAGCCATTCTGGGACAAAT
GTGGACCTTGAACACTGGAAGGAGATGGAATGAACATAGAAGGAGAGGAGCTGATGCCAAGTCTGCAG
GAAGCTTTGAGTTCTGACATCCTAATGACATGGAGTCTGTTTTGGCTGCCACCAAGCTAGATAAAGAA
AGCTTTTACATGGTTA
ACGCGTACGCGGCCGCTCGAG - GFP Tag - GTTTAAAC
```



[View online >](#)

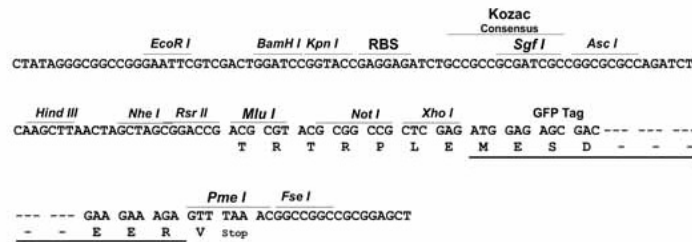
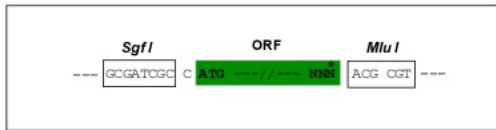
Protein Sequence: >Peptide sequence encoded by RG238394
 Blue=ORF Red=Cloning site Green=Tag(s)

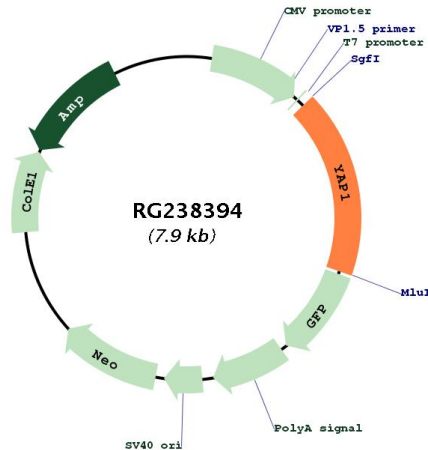
MDPGQQPPPQPAPQGGQPPSQPPQGGPPSGPGQPAPAATQAAPQAPPAGHQIVHVRGDSETDLEALF
 NAVMNPKTANVPQTVPMRLRKLPSDFFKPPEPKSHSRQASTDAGTAGALTPQHVRHSSPASLQLGAVS
 PGTLTPTGVVSGPAATPTAHLRQSSFEIPDDVPLPAGWEMAKTSSGQRYFLNHIDQTTTWQDPRKAML
 SQMNVTAPTSPPVQQNMMNSASAMNQRISQAPVKQPPPLAPQSPQGGVMGGSNSNQQQMRLQQLQME
 KERLRKQQLLRQAMRNINPSTANSPKCQELALRSQPLEQDGGTQNPVSSPGMSQELRTMTTNSSD
 PFLNSGTYHSRDESTDGLSMSSYSVPRTPDFFLNSVDEMDTGDTINQSTLPSQQNRFDPDYLEAIPGTN
 VDLGTLEGDMNIEGELMPSLQEQALSSDILNDMESVLAATKLDKESFLTWL
TRTRPLEMESDESGLPAMEIECRITGTLNGVEFELVGGEGTPEQGRMTNKMSTKALTFSPYLLSHV
 MGYGFYHFGTYPSGYENPFLHAINNGGYNTRIEKYEDGGVLHVSFSYRYEAGRVIGDFKVMGTGFPEP
 SVIFTDKIIRSNATVEHLHPMGDNDLDGSFTRTFSLRDGGYSSVVDSHMHFKSAIHPSILQNGGPMFA
 FRRVEEDHSNTELGIVEYQHAFKTPDADAGEERV

Restriction Sites: SgfI-MluI

Cloning Scheme:

Cloning sites used for ORF Shutting:



Plasmid Map:


ACCN: NM_001282097

ORF Size: 1398 bp

OTI Disclaimer: The molecular sequence of this clone aligns with the gene accession number as a point of reference only. However, individual transcript sequences of the same gene can differ through naturally occurring variations (e.g. polymorphisms), each with its own valid existence. This clone is substantially in agreement with the reference, but a complete review of all prevailing variants is recommended prior to use. [More info](#)

OTI Annotation: This clone was engineered to express the complete ORF with an expression tag. Expression varies depending on the nature of the gene.

Components: The ORF clone is ion-exchange column purified and shipped in a 2D barcoded Matrix tube containing 10ug of transfection-ready, dried plasmid DNA (reconstitute with 100 ul of water).

RefSeq: [NM_001282097.2](#)

RefSeq Size: 5282 bp

RefSeq ORF: 1401 bp

Locus ID: 10413

UniProt ID: [P46937](#)

Cytogenetics: 11q22.1

Protein Families: Druggable Genome

MW: 50.4 kDa

Gene Summary:

This gene encodes a downstream nuclear effector of the Hippo signaling pathway which is involved in development, growth, repair, and homeostasis. This gene is known to play a role in the development and progression of multiple cancers as a transcriptional regulator of this signaling pathway and may function as a potential target for cancer treatment. Alternative splicing results in multiple transcript variants encoding different isoforms. [provided by RefSeq, Aug 2013]