

## Product datasheet for **RG234777**

### **HSP90AB1 (NM\_001271969) Human Tagged ORF Clone**

#### **Product data:**

Product Type:	Expression Plasmids
Product Name:	HSP90AB1 (NM_001271969) Human Tagged ORF Clone
Tag:	TurboGFP
Symbol:	HSP90AB1
Synonyms:	D6S182; HSP84; HSP90B; HSPC2; HSPCB
Mammalian Cell Selection:	Neomycin
Vector:	pCMV6-AC-GFP (PS100010)
E. coli Selection:	Ampicillin (100 ug/mL)



[View online »](#)

**ORF Nucleotide  
Sequence:**

>RG234777 representing NM\_001271969  
 Red=Cloning site Blue=ORF Green=Tags(s)

TTTTGTAATACGACTCACTATAGGGCGGCCGGAATTCGTCGACTGGATCCGGTACCGAGGAGATCTGCC  
 GCC**CGGATCGCC**

ATGCCTGAGGAAGTGCACCATGGAGAGGAGGAGGTGGAGACTTTTGCCTTCAGGCAGAAATGGCCAAC  
 TCATGTCCCTCATCATCAATACCTTCTATTCCAACAAGGAGATTTTCTTCGGGAGTTGATCTCTAATGC  
 TTCTGATGCCTTGACAAGATTGCTATGAGAGCCTGACAGACCCCTCGAAGTTGGACAGTGGTAAAGAG  
 CTGAAAATTGACATCATCCCAACCCTCAGGAACGTACCCTGACTTTGGTAGACACAGGCATTGGCATGA  
 CCAAAGCTGATCTCATAAATAATTTGGGAACCATTGCCAAGTCTGGTACTAAAGCATTATGGAGGCTCT  
 TCAGGCTGGTGCAGACATCTCCATGATTGGGCAGTTTGGTGTGGCTTTTATTCTGCCTACTTGGTGGCA  
 GAGAAAGTGGTTGTGATCACAAGCACAACGATGATGAACAGTATGCTTGGGAGTCTTCTGCTGGAGGTT  
 CCTTCACTGTGCGTGTGACCATGGTGAAGCCATTGGCAGGGTACCAAAGTGATCTCCATCTTAAGA  
 AGATCAGACAGAGTACCTAGAAGAGAGGGCGGTCAAAGAAGTAGTGAAGAAGCATTCTCAGTTCATAGGC  
 TATCCCATCACCTTTATTTGGAGAAGGAACGAGAGAAGGAAATTAGTGATGATGAGGCAGAGGAAGAGA  
 AAGGTGAGAAAAGAGGAAGATAAAGATGATGAAGAAAAACCAAGATCGAAGATGTGGGTTTCAGATGA  
 GGAGGATGACAGCGGTAAGGATAAGAAGAAGAAAATAAGAAGATCAAAGAGAAATACATTGATCAGGAA  
 GAATAACAAGACCAAGCCTATTTGGACCAGAAAACCTGATGACATCACCAAGAGGAGTATGGAGAAT  
 TCTACAAGAGCCTCACTAATGACTGGGAAGACCACTTGGCAGTCAAGCACTTTTCTGTAGAAGGTGAGTT  
 GGAATTCAGGGCATTGCTATTTATCTCGTGGGCTCCCTTTGACCTTTTGGAGAACAAGAAAAAG  
 AACAACTCAAACCTCTATGTCCGCCGTGTTCATCATGGACAGCTGTGATGAGTTGATACCAGAGTATC  
 TCAATTTTATCCGTGGTGTGGTTGACTCTGAGGATCTGCCCTGAACATCTCCCGAGAAATGCTCCAGCA  
 GAGCAAAATCTTGAAAGTCAATTCGCAAAAACATTGTTAAGAAGTGCCTTGAGCTTCTCTGAGCTGGCA  
 GAAGACAAGGAGAATTACAAGAAATCTATGAGGCATTCTCAAAAATCTCAAGCTTGAATCCACGAAG  
 ACTCCACTAACCGCCGCCGCTGTCTGAGCTGCTGCGCTATCATACCTCCAGTCTGGAGATGAGATGAC  
 ATCTCTGTGAGATATGTTTCTCGCATGAAGGAGACACAGAAGTCCATCTATTACATCACTGGTGAAGC  
 AAAGAGCAGGTGGCCAACTCAGCTTTTGTGGAGCGAGTGCGAAACGGGGCTTCGAGGTGGTATATGA  
 CCGAGCCATTGACGAGTACTGTGTGCAGCAGCTCAAGGAATTTGATGGGAAGAGCCTGGTCTCAGTTAC  
 CAAGGAGGCTGGAGCTGCCTGAGGATGAGGAGGAGAAGAAGAAGATGGAAGAGAGCAAGGCAAAGTTT  
 GAGAACCTCTGCAAGCTCATGAAAGAACTTAGATAAGAAGGTTGAGAAGGTGACAATCTCCAATAGAC  
 TTGTGTCTTACCTTGCTGCATTGTGACCAGCACCTACGGCTGGACAGCCAATATGGAGCGGATCATGAA  
 AGCCCAGGCATTCGGGACAACCTCCACCATGGGCTATATGATGGCCAAAAAGCACCTGGAGATCAACCTT  
 GACCACCCATTGTGGAGACGCTGCGGCAGAAGGCTGAGGCCGACAAGAATGATAAGGCAGTTAAGGACC  
 TGGTGGTGTGCTGTTTGAACCGCCCTGCTATCTTCTGGCTTTTCCCTTGAGGATCCCCAGACCCACTC  
 CAACCGCATCTATCGCATGATCAAGCTAGGTCTAGGTATTGATGAAGATGAAGTGGCAGCAGAGGAACCC  
 AATGCTGCAGTTCCTGATGAGATCCCCCTCTCGAGGGCGATGAGGATGCGTCTCGCATGGAAGAAGTCG  
 AT

**ACGCGT**ACGCGGCCGCTCGAG - GFP Tag - GTTTAA

**Protein Sequence:** >RG234777 representing NM\_001271969  
 Red=Cloning site Green=Tags(s)

MPEEVHHGEEEVETFAFQAEIAQLMSLIINTFYSNKEIFLRELISNASDALDKIRYESLTDPSKLDSGKE  
 LKIDIIPNPQERTLTLVDTGIGMTKADLINNLTIAKSGTKAFMEALQAGADISMIQGQFVGFYSAYLVA  
 EKVVVITKHNDDEQYAWESSAGGSFTVRADHGEPVGRGTVILHLKEDQTEYLEERRVKEVVKHSQFIG  
 YPITLYLEKEREKESDDEAEKEEKEEEDKDDEEKPKIEDVGSDEEDDSGKDKKKKTKIKEKYIDQE  
 ELNKTPIWTRNPDDITQEEYGEFYKSLTNDWEDHLAVKHFVSEGQLEFRALLFIPRRAPFDL FENK KKK  
 NNKLYVRRVFI M D S C D E L I P E Y L N F I R G V V D S E D L P L N I S R E M L Q Q S K I L K V I R K N I V K K C L E L F S E L A  
 EDKENYKFFYEA F S K N L K L G I H E D S T N R R R L S E L L R Y H T S Q S G D E M T S L S E Y V S R M K E T Q K S I Y Y I T G E S  
 KEQVANS AF V E R V R K R G F E V V Y M T E P I D E Y C V Q Q L K E F D G K S L V S V T K E G L E L P E D E E E K K K M E E S K A K F  
 ENLCKLMKEILDKKVEKVTISNRLVSSPCIVTSTYGWTANMERIMKAQALRDNSTMGYMAKKHLEINP  
 DHPIVETLRQKAEADKNDKAVKDLVLLFETALLSSGFSLEDPQTHSNRIYRMIKLGLGIDEVEVAEEP  
 NAAVPDEIPPLEGDEDASRMEEVD

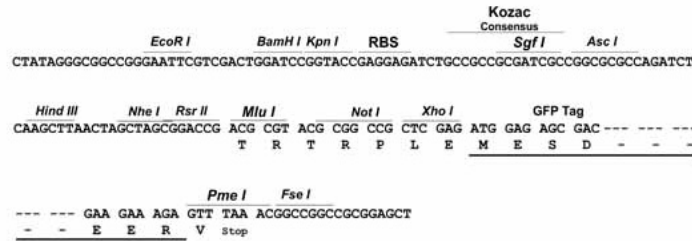
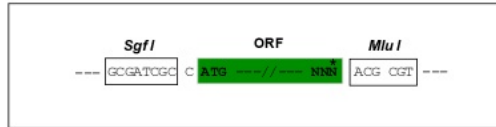
TRTRPLE - GFP Tag - V

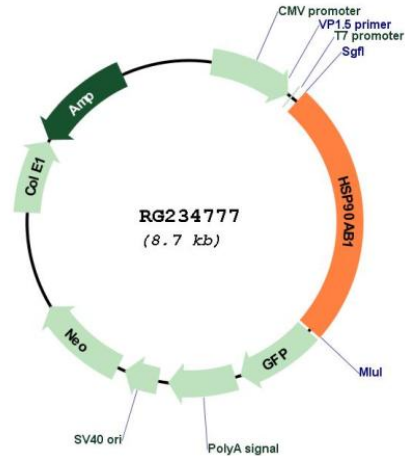
**Restriction Sites:**

SgfI-MluI

**Cloning Scheme:**

Cloning sites used for ORF Shutting:



**Plasmid Map:**


**ACCN:** NM\_001271969

**ORF Size:** 2172 bp

**OTI Disclaimer:** The molecular sequence of this clone aligns with the gene accession number as a point of reference only. However, individual transcript sequences of the same gene can differ through naturally occurring variations (e.g. polymorphisms), each with its own valid existence. This clone is substantially in agreement with the reference, but a complete review of all prevailing variants is recommended prior to use. [More info](#)

**OTI Annotation:** This clone was engineered to express the complete ORF with an expression tag. Expression varies depending on the nature of the gene.

**Components:** The ORF clone is ion-exchange column purified and shipped in a 2D barcoded Matrix tube containing 10ug of transfection-ready, dried plasmid DNA (reconstitute with 100 ul of water).

**Reconstitution Method:**

1. Centrifuge at 5,000xg for 5min.
2. Carefully open the tube and add 100ul of sterile water to dissolve the DNA.
3. Close the tube and incubate for 10 minutes at room temperature.
4. Briefly vortex the tube and then do a quick spin (less than 5000xg) to concentrate the liquid at the bottom.
5. Store the suspended plasmid at -20°C. The DNA is stable for at least one year from date of shipping when stored at -20°C.

**RefSeq:** [NM\\_001271969.1](#), [NP\\_001258898.1](#)

**RefSeq Size:** 2716 bp

**RefSeq ORF:** 2175 bp

**Locus ID:** 3326

<b>UniProt ID:</b>	<u>P08238</u>
<b>Cytogenetics:</b>	6p21.1
<b>Protein Families:</b>	Druggable Genome, Stem cell - Pluripotency
<b>Protein Pathways:</b>	Antigen processing and presentation, NOD-like receptor signaling pathway, Pathways in cancer, Progesterone-mediated oocyte maturation, Prostate cancer
<b>Gene Summary:</b>	This gene encodes a member of the heat shock protein 90 family; these proteins are involved in signal transduction, protein folding and degradation and morphological evolution. This gene encodes the constitutive form of the cytosolic 90 kDa heat-shock protein and is thought to play a role in gastric apoptosis and inflammation. Alternative splicing results in multiple transcript variants. Pseudogenes have been identified on multiple chromosomes. [provided by RefSeq, Dec 2012]