

Product datasheet for **RG215316**

Androgen Receptor (AR) (NM_000044) Human Tagged ORF Clone

Product data:

Product Type:	Expression Plasmids
Product Name:	Androgen Receptor (AR) (NM_000044) Human Tagged ORF Clone
Tag:	TurboGFP
Symbol:	Androgen Receptor
Synonyms:	AIS; AR8; DHTR; HUMARA; HYSY1; KD; NR3C4; SBMA; SMAX1; TFM
Mammalian Cell Selection:	Neomycin
Vector:	pCMV6-AC-GFP (PS100010)
E. coli Selection:	Ampicillin (100 ug/mL)



[View online »](#)

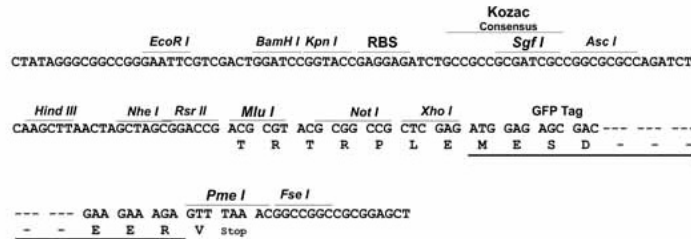
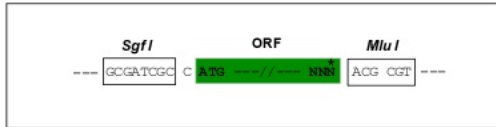
Protein Sequence: >Peptide sequence encoded by RG215316
 Blue=ORF Red=Cloning site Green=Tag(s)

MEVQLGLGRVYRPPPSKTYRGAFLQFSVREVIQNPGRHPEAASAAPPASLLLLQQQQQQQQQQQ
 QQQQETSPRQQQQQGEDGSPQAHRRGPTGYLVLDEEQPSQPQSALECHPERGCVPEPGAAVAASKG
 LPQQLPAPPDEDDSAAPSTLSLLGPTFPLSSCSADLKDILSEASTMQLLQQQQEAVSEGSSSGRARE
 ASGAPSSKDNLYGGTSTISDNAKELCKAVSVSMGLGVEALEHLSPEQLRGDCMYAPLLGVPPAVRPT
 PCAPLAECKGSLLDSSAGKSTEDTAEYSPFKGGYTKGLEGESLGCSSGSAAGSSGTLELPSTLSLYKSG
 ALDEAAAQSRDYNFPLALAGPPPPPPHPPHARIKLENPLDYGSAAAAAQCRYGDLASLHGAGAA
 GPGSGSPSAAASSWHTLFTAEEGQLYGPCCGGGGGGGGGGGGGGGGGGGEGAGAVAPYGYTRPPQGL
 AGQESDFAPDVWYPGGMVSRVYPSPTCVKSEMPWMSYSGPYGDMRLETARDHVLPIIDYFFPPQKT
 CLICGDEASGCHYGAVTCGSKVFFKRAAEGKQKYL CASRNDCTIDKFRKNCPCRLRKCYEAGMTLG
 ARKLLKLGNLKLEEGEASSTTSPTTEETQKLVSHIEGYEQPIFLNVLEAIEPVGVCAGHDNNQPD
 FAALLSSLNELGERQLVHVVKAKALPGFRNLHVDDQMAVIQYSWMGLMVFAMGWSFTNVNSRMLYFA
 PDLVFNEYRMHKSRYMYSQVRRHL SQEFGWLQITPQEFCLKMALLLFSIIPVDGLKNQKFFDEL
 RMNYIKELDRIACKRKNPTSCSRRFYQLTKLLDSVQPIARELHQFTFDLLIKSHMVSVDPEMMAEII
 SVQV PKILSGVKPIYFHTQ
 TRTRPLEMESDESGLPAMEIECRITGTLNGVEFELVGGEGTPEQGRMTNKMSTKGALTFSPYLLSHV
 MGYGFYHFGTYPSTYENPFLHAINNGGYNTRIEKYEDGGVLHVSFSYRYEAGRVIGDFKVMGTGFPED
 SVIFTDKIIRSNATVEHLHPMGDNDLDGSFTRTFSLRDGGYSSVVDVSHMHFKSAIHP
 SILQNGGPMFA FRRVEEDHSNTELGIVEYQHAFKTPDADAGEERV

Restriction Sites: SgfI-MluI

Cloning Scheme:

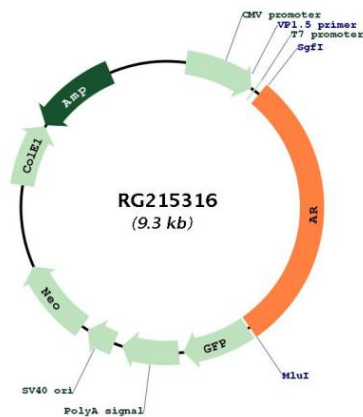
Cloning sites used for ORF Shutting:



ACCN:	NM_000044
ORF Size:	2739 bp
OTI Disclaimer:	<p>Due to the inherent nature of this plasmid, standard methods to replicate additional amounts of DNA in E. coli are highly likely to result in mutations and/or rearrangements. Therefore, OriGene does not guarantee the capability to replicate this plasmid DNA. Additional amounts of DNA can be purchased from OriGene with batch-specific, full-sequence verification at a reduced cost. Please contact our customer care team at custsupport@origene.com or by calling 301.340.3188 option 3 for pricing and delivery.</p> <p>The molecular sequence of this clone aligns with the gene accession number as a point of reference only. However, individual transcript sequences of the same gene can differ through naturally occurring variations (e.g. polymorphisms), each with its own valid existence. This clone is substantially in agreement with the reference, but a complete review of all prevailing variants is recommended prior to use. More info</p>
OTI Annotation:	This clone was engineered to express the complete ORF with an expression tag. Expression varies depending on the nature of the gene.
Components:	The ORF clone is ion-exchange column purified and shipped in a 2D barcoded Matrix tube containing 10ug of transfection-ready, dried plasmid DNA (reconstitute with 100 ul of water).
Reconstitution Method:	<ol style="list-style-type: none"> 1. Centrifuge at 5,000xg for 5min. 2. Carefully open the tube and add 100ul of sterile water to dissolve the DNA. 3. Close the tube and incubate for 10 minutes at room temperature. 4. Briefly vortex the tube and then do a quick spin (less than 5000xg) to concentrate the liquid at the bottom. 5. Store the suspended plasmid at -20°C. The DNA is stable for at least one year from date of shipping when stored at -20°C.
RefSeq Size:	4314 bp
RefSeq ORF:	2763 bp
Locus ID:	367
UniProt ID:	P10275
Cytogenetics:	Xq12
Domains:	HOLI, Androgen_recep, zf-C4
Protein Families:	Druggable Genome, Nuclear Hormone Receptor, Transcription Factors
Protein Pathways:	Oocyte meiosis, Pathways in cancer, Prostate cancer
MW:	98.3 kDa

Gene Summary:

The androgen receptor gene is more than 90 kb long and codes for a protein that has 3 major functional domains: the N-terminal domain, DNA-binding domain, and androgen-binding domain. The protein functions as a steroid-hormone activated transcription factor. Upon binding the hormone ligand, the receptor dissociates from accessory proteins, translocates into the nucleus, dimerizes, and then stimulates transcription of androgen responsive genes. This gene contains 2 polymorphic trinucleotide repeat segments that encode polyglutamine and polyglycine tracts in the N-terminal transactivation domain of its protein. Expansion of the polyglutamine tract from the normal 9-34 repeats to the pathogenic 38-62 repeats causes spinal bulbar muscular atrophy (SBMA, also known as Kennedy's disease). Mutations in this gene are also associated with complete androgen insensitivity (CAIS). Alternative splicing results in multiple transcript variants encoding different isoforms. [provided by RefSeq, Jan 2017]

Product images:

Circular map for RG215316