

Product datasheet for RC218369

LRP1 (NM_002332) Human Tagged ORF Clone

Product data:

Product Type:	Expression Plasmids
Product Name:	LRP1 (NM_002332) Human Tagged ORF Clone
Tag:	Myc-DDK
Symbol:	LRP1
Synonyms:	A2MR; APOER; APR; CD91; IGFBP-3R; IGFBP3R; IGFBP3R1; KPA; LRP; LRP1A; TGFBR5
Mammalian Cell Selection:	Neomycin
Vector:	pCMV6-Entry (PS100001)
E. coli Selection:	Kanamycin (25 ug/mL)
ORF Nucleotide Sequence:	>RC218369 representing NM_002332. Blue=ORF Red=Cloning site Green=Tag(s)

```
GCTCGTTTGTAGTGAACCGTCAGAATTTTGTAAACGACTCACTATAGGGCGCCGGGAATTCGTCGACTG
GATCCGGTACCGAGGAGATCTGCCGCCGCGATCGCC
ATGCTGACCCCGCGTTGCTCCTGCTGCTGCCCTGCTCTCAGCTCTGGTCGCGGCGGCTATCGACGCC
CCTAAGACTTGCAGCCCCAAGCAGTTTGCCTGCAGAGATCAAATAACCTGTATCTCAAAGGGCTGGCGG
TGCGACGGTGAGAGGGACTGCCAGACGGATCTGACGAGGCCCTGAGATTTGTCCACAGAGTAAGGCC
CAGCGATGCCAGCCAAACGAGCATAACTGCCTGGTACTGAGCTGTGTGCCATGTCCCGCTCTGC
AATGGGGTCCAGGACTGCATGGACGGCTCAGATGAGGGGCCCACTGCCGAGAGCTCAAAGCAACTGC
TCTCGCCTGGGCTGCCAGCACCATTGTGTCCACACTCGATGGGCCACCTGCTACTGCAACAGCAGC
TTTCAGCTTCAGGCAGATGGCAAGACCTGCAAAGATTTTGATGAGTGCTCAGTGTACGGCACCTGCAGC
CAGCTATGCACCAACACAGACGGCTCCTTCATATGTGGCTGTGTTGAAGGATACCTCCTGCAGCCGGAT
AACCGCTCCTGCAAGGCCAAGAACGAGCCAGTAGACCGGCCCTGTGCTGTTGATAGCCAACTCCCAG
AACATCTTGGCCACGTACCTGAGTGGGGCCAGGTGTCTACCATCACACCTACGAGCACGGCCAGACC
ACAGCCATGGACTTCAGCTATGCCAACGAGACCGTATGCTGGGTGCATGTTGGGGACAGTGTGCTCAG
ACGCAGCTCAAGTGTGCCCGCATGCCTGGCCTAAAGGGCTTCGTGGATGAGCACACCATCAACATCTCC
CTCAGTCTGCACCAGTGAACAGATGGCCATCGACTGGCTGACAGGCAACTTCTACTTTGTGGATGAC
ATCGATGATAGGATCTTTGTCTGCAACAGAAATGGGGACACATGTGTACATTGCTAGACCTGGAACCTC
TACAACCCCAAGGCATTGCCCTGGACCCTGCCATGGGGAAAGGTGTTTTTCACTGACTATGGGCAGATC
CCAAAGGTGGAACACTGTGACATGGATGGGCAGAACCCGACCAAGCTCGTCGACAGCAAGATTGTGTTT
CCTCATGGCATCACGCTGGACCTGGTCAGCCGCTTGTCTACTGGGCAGATGCCTATCTGGACTATATT
GAAGTGGTGGACTATGAGGGCAAGGGCCGACACCATCATCCAGGGCATCCTGATTGAGCACCTGTAC
GGCCTGACTGTGTTTGAATTATCTCTATGCCACCAACTCGGACAATGCCAATGCCAGCAGAAGACG
AGTGTGATCCGTGTGAACCGCTTAACAGCACCGAGTACCAGGTTGTACCCGGGTGGACAAGGGTGGT
GCCCTCCACATCTACCACCAGAGGCGTCAGCCCCGAGTGAGGAGCCATGCCTGTGAAAACGACCAGTAT
GGGAAGCCGGGTGCTGCTGACATCTGCCTGCTGGCCAACAGCCACAAGGCGCGGACCTGCCGCTGC
```



CGTTCCGGCTTCAGCCTGGGCAGTGACGGGAAGTCATGCAAGAAGCCGGAGCATGAGCTGTTCTCGTG
TATGGCAAGGGCCGGCCAGGCATCATCCGGGGCATGGATATGGGGCCAAAGTCCCGGATGAGCACATG
ATCCCCATTGAAAACCTCATGAACCCCCGAGCCCTGGACTTCCACGCTGAGACCGGCTTCATCTACTTT
GCCGACACCAGCTACCTCATTGGCCGCCAGAAGATTGATGGCACTGAGCGGGAGACCATCCTGAAG
GACGGCATCCACATTGTGGAGGGTGTGGCCGTGGACTGGATGGGAGACAATCTGTACTGGACGGACGAT
GGGCCCCAAAAGACAATCAGCGTGGCCAGGCTGGAGAAAGCTGCTCAGACCCGCAAGACTTAATCGAG
GGCAAAATGACACACCCAGGGCTATTGTGGTGGATCCACTCAATGGGTGGATGTACTGGACAGACTGG
GAGGAGGACCCCAAGGACAGTCGGCGTGGCGGGCTGGAGAGGGCGTGGATGGATGGCTCACACCGAGAC
ATCTTTGTACCTCCAAGACAGTGCTTTGGCCCAATGGGCTAAGCCTGGACATCCCGGCTGGGCGCCTC
TACTGGGTGGATGCCTTCTACGACCGCATCGAGACGATACTGCTCAATGGCACAGACCGGAAGATTGTG
TATGAAGTCTGAGCTGAACCACGCTTTGGCCTGTGTCACCATGGCAACTACCTTTCTGGACTGAG
TATCGGAGTGGCAGTGTCTACCGCTTGGAACGGGGTGTAGGAGGCGCACCCCCACTGTGACCCTTCTG
CGCAGTGAGCGGCCCCCATCTTTGAGATCCGAATGTATGATGCCAGCAGCAGCAAGTTGGACCAAC
AAATGCCGGTGAACAATGGCGGCTGCAGCAGCCTGTGCTTGGCCACCCCTGGGAGCCGACGTCGCC
TGTGCTGAGGACCAGGTGTTGGACGACAGCGGCTCACTTGTGGCGAACCCATCCTACGTGCCTCCA
CCCCAGTGCCAGCCAGGCGAGTTTGCCTGTGCCAACAGCCGCTGCATCCAGGAGCGCTGGAAGTGTGAC
GGAGACAACGATTGCCTGGACAACAGTGATGAGGCCCCAGCCCTCTGCCATCAGCACACCTGCCCTCG
GACCGATTCAAGTGCAGAACACCCGGTGCATCCCAACCCGCTGGCTCTGCGACGGGGACAATGACTGT
GGGAACAGTGAAGATGAGTCCAATGCCACTTGTTCAGCCCGCACCTGCCCCCAACCAAGTTCTCCTGT
GCCAGTGGCCGCTGCATCCCATCTCCTGGACGTGTGATCTGGATGACGACTGTGGGGACCGCTCTGAT
GAGTCTGCTTCGTGTGCATCCACCTGCTTCCCCCTGACTCAGTTTACCTGCAACAATGGCAGATGT
ATCAACATCAACTGGAGATGCGACAATGACAATGACTGTGGGACAACAGTGACGAAGCCGGCTGCAGC
CACTCCTGTTCTAGCACCCAGTCAAGTGAACAGCGGGCGTTCATCCCGAGCACTGGACCTCGGAT
GGGGACAATGACTGCGGAGACTACAGTGATGAGACACACGCCAACTGCACCAACAGGCCACGAGGCC
CCTGGTGGCTGCCACACTGATGAGTTCAGTGCCGGCTGGATGGACTATGCATCCCCCTGCGGTGGCGC
TGCGATGGGGACACTGACTGCATGGACTCCAGCGATGAGAAGAGCTGTGAGGGAGTGACCACGCTGTC
GATCCCAGTGTCAAGTTTGGCTGCAAGGACTCAGCTCGGTGCATCAGCAAAGCGTGGGTGTGTGATGGC
GACAATGACTGTGAGGATAACTCGGACGAGGAGAAGTGCAGTCCCTGGCTGCAGGCCACCCTCGCAC
CCTTGTGCCAACACACCTCAGTCTGCCTGCCCTGACAAGCTGTGTGATGGCAACGACGACTGTGGC
GACGGCTCAGATGAGGGCAGCTCTGTGACCAGTCTCTGAATAACGGTGGCTGCAGCCACAACCTGC
TCAGTGGCACCTGGCGAAGGCATTGTGTGTTTCTGCCCTCTGGCATGGAGCTGGGGCCGACAACCAC
ACCTGCCAGATCCAGAGCTACTGTGCCAAGCATCTCAAATGCAGCCAAAAGTGCAGCCAGAACAAAGTTC
AGCGTGAAGTGTCTGTACGAGGGCTGGGTCTTGAACCTGACGGCGAGAGCTGCCGACGCTGGAC
CCCTTCAAGCCGTTTCATATTTTCTCCAACCGCCATGAAATCCGGCGCATCGATCTTACAAAGGAGAC
TACAGCGTCTGGTGCCCGGCTGCGCAACACCATCGCCCTGGACTTCCACCTCAGCCAGAGCGCCCTC
TACTGGACCGACGTGGTGGAGGACAAGATCTACCGCGGAAGCTGCTGGACAACGGAGCCCTGACTAGT
TTCAGGTTGGTATTTCAGTATGGCTGGCCACACCCGAGGGCCTGGCTGTAGACTGGATTGCAGGCAAC
ATCTACTGGGTGGAGATAACCTGGATCAGATCGAGGTGGCAAGCTGGATGGGACCCCTCCGACCACT
CTGTGGCCGGTGACATTGAGCACCCAAGGGCAATCGCACTGGATCCCGGGATGGGATCCTGTTTTGG
ACAGACTGGGATGCCAGCTGCCCGCATTGAGGACGCTCCATGAGTGGGGCTGGGCGCCGACCGGTG
CACCGGGAGACCGGCTCTGGGGCTGGCCCAACGGGCTCACCGTGGACTACCTGGAGAAGCGCATCCTT
TGGATTGACGCCAGTTCAGATGCCATTTACTCAGCCCGTTACGACGGCTCTGGCCACATGGAGGTGCTT
CGGGGACACGAGTTCTGTGCGACCCGTTTGCAGTGACGCTGTACGGGGGGAGGTCTACTGGACTGAC
TGGCGAACAAACACACTGGCTAAGGCCAACAGTGGACCGGCCACAATGTACCCTGGTACAGAGGACC
AACACCCAGCCCTTTGACCTGCAGGTGTACCACCCCTCCCGCCAGCCATGGCTCCCAATCCCTGTGAG
GCCAATGGGGCCAGGGCCCTGCTCCACCTGTGTCTCATCACTACAACCGGACCGTGTCTGCGCC
TGCCCCACCTCATGAAGCTCCACAAGGACAACACCACCTGCTATGAGTTAAGAAGTTCCTGCTGTAC
GCACGTGAGATGGAGATCCGAGGTGTGGACCTGGATGCTCCCTACTACAACCTACATCATCTCCTTACG
GTGCCCGACATCGACAACGTACAGTGCTAGACTACGATGCCCGGAGCAGCGTGTGACTGGTCTGAC
GTGCGGACACAGGCCATCAAGCGGGCTTTCATCAACGGCACAGGCGTGGAGACAGTCGTCTCTGCAGAC
TTGCCAAATGCCACGGGCTGGCTGTGGACTGGTCTCCCGAAACCTGTTCTGGACAAGCTATGACACC
AATAAGAAGCAGATCAATGTGGCCCGGCTGGATGGCTCCTTCAAGAAGCAGTGGTGCAGGGCCTGGAG

CAGCCCCATGGCCTTGTGTCGCCACCTCTGCGTGGGAAGCTCTACTGGACCGATGGTGACAACATCAGC
 ATGGCCAACATGGATGGCAGCAATCGCACCCCTGCTCTTCACTGGCCAGAAGGGCCCCGTGGGCTGGCT
 ATTGACTTCCCTGAAAGCAAACCTCTACTGGATCAGCTCCGGGAACCATACCATCAACCGCTGCAACCTG
 GATGGGAGTGGGCTGGAGGTCAATCGATGCCATGCGGAGCCAGCTGGGCAAGGCCACCGCCCTGGCCATC
 ATGGGGGACAAGCTGTGGTGGGCTGATCAGGTGTGCGAAAAGATGGGCACATGCAGCAAGGCTGACGGC
 TCGGGCTCCGTGGTCTTCGGAACAGCACCCCTGGTGTGCACATGAAGGTCTATGACGAGAGCATC
 CAGCTGGACCATAAGGGCACCAACCCCTGCAGTGTCAACAACGGTGACTGCTCCCAGCTCTGCCTGCC
 ACGTCAGAGACGACCCGCTCCTGCATGTGCACAGCCGGCTATAGCCTCCGGAGTGGCCAGCAGGCCCTGC
 GAGGGCGTAGGTTCTTTCTCCTGTAATCTGTGCATGAGGGAATCAGGGGAATCCCTGGATCCCAAT
 GACAAGTCAGATGCCCTGGTCCCAGTGTCCGGACCTCGCTGGCTGTCCGCATCGACTTCCACGCTGAA
 AATGACACCATCTACTGGGTGGACATGGGCTGAGCAGATCAGCCGGGCAAGCGGGACCAGACGTGG
 CGTGAAGACGTGGTACCATGGCATTGGCCGTGTGGAGGGCATTGCAGTGGACTGGATCGCAGGCAAC
 ATCTACTGGACAGACCAGGGCTTGTATGTATCGAGGTGCGCCGGCTCAATGGCTCCTCCGCTACGTG
 GTGATCTCCAGGTCTAGACAAGCCCCGGCCATCACCGTCCACCCGGAGAAAGGGTACTTGTCTGG
 ACTGAGTGGGGTCAATCCGCTATTGAGCGGTCTCGGCTAGATGGCACGGAGCGTGTGGTGTGGTGC
 AACGTCAGCATCAGCTGGCCCAACGGCATCTCAGTGGACTACCAGGATGGGAAGCTGTACTGGTGGCAT
 GCACGGACAGACAAGATTGAACGGATCGACCTGGAGACAGGTGAGAACCAGGAGGTGTTCTGTCCAGC
 AACACATGGACATGTTTTAGTGTCTGTGTTGAGGATTTATCTACTGGAGTGACAGGACTCATGCC
 AACGGCTCTATCAAGCGCGGGAGCAAAGACAATGCCACAGACTCCGTGCCCTGCGAACCCGGCATCGGC
 GTCCAGCTTAAAGACATCAAAGTCTTCAACCGGGACCGGAGAAAGGCACCAACGTGTGCGCGGTGGCC
 AATGGCGGGTCCAGCAGCTGTGCTGTACCGGGCCGTGGGACGGGCTGCGCTGTGCCACGGG
 ATGCTGGTGAAGACGGAGCATCGTCCCGGAGTATGCCGGTACCTGCTCTACTCAGAGCGACCACT
 TCAAGAGTATCCACCTGTCCGATGCGCAACCTCAATGCGCCGTGCAGCCCTCGAGGACCTGAG
 CACATGAAGAACGTATCGCCCTGGCCTTTGACTACCGGGCAGGACCTCTCCGGGACCCCAATCGC
 ATCTTCTCAGCGACATCCACTTTGGAACATCCAACAGATCAACGACGATGGCTCCAGGAGGATACC
 ATTGTGAAAACGTGGGCTCCGTGGAAGGCTGGCCTATCACCGTGGCTGGGACACTCTCTATTGGACA
 AGCTACACGACATCCACCATCACGCGCCACACAGTGGACCAGACCCGCCAGGGGCTTCGAGCGTGAG
 ACCGTCATCACTATGTCTGGAGATGACCACCCACGGGCTTCGTTTTGGACGAGTGCCAGAACCTCATG
 TTCTGGACCAACTGGAATGAGCAGCATCCAGCATCATGCGGGCGGCGCTCTCGGAGCCAAATGCCTG
 ACCCTTATCGAGAAGGACATCCGTACCCCAATGGCTGGCCATCGACCACCGTCCGAGAAAGCTCTAC
 TTCTCTGACGCCACCCTGGACAAGATCGAGCGGTGCGAGTATGACGGCTCCACCGCTATGTGATCCTA
 AAGTCAGAGCCTGTCCACCCCTTCGGGCTGGCCGTGTATGGGGAGCACATTTTCTGGACTGACTGGGTG
 CGGCGGGCAGTGCAGCGGGCAACAAGCACGTGGGACGCAACATGAAGCTGCTGCGCGTGGACATCCCC
 CAGCAGCCATGGGCATCATCGCCGTGGCAACGACACCAACAGCTGTGAACTCTCTCCATGCCGAATC
 AACACGGTGGCTGCCAGGACCTGTGTCTGCTCACTCACAGGGCCATGTCAACTGCTCATGCCAGGG
 GGCCGAATCCTCCAGGATGACCTCACCTGCCGAGCGGTGAATTCCTTTGCCGAGACAAGATGAGTTT
 GAGTGTGCCAATGGCGAGTGCATCAACTCAGCCTGACCTGCGACGGCGTCCCCACTGCAAGGACAAG
 TCCGATGAGAAGCCATCCTACTGCAACTCCCGCGCTGCAAGAAGACTTCCGGCAGTGCAGCAATGGG
 CGCTGTGTGCCAATGCATGTGGTGAACGGGGCCGACGACTGTGGGGATGGCTCTGACGAGATCCCT
 TGCAACAAGACAGCCTGTGGTGTGGGCGAGTTCCGCTGCCGGGACGGGACCTGCATCGGGAATCCAGC
 CGCTGCAACCAGTTTGTGGATTGTGAGGACGCTCAGATGAGATGAACTGCAAGTGCACCCGACTGCAGC
 AGCTACTTCCGCTGGGCGTGAAGGGCGTGTCTTCCAGCCCTGCGAGCGGACCTCACTCTGCTACGCA
 CCCAGTGGGTGTGATGGCGCAATGACTGTGGGGACTACAGTGTGAGCGGACTGCCAGGTGTG
 AAACGCCCCAGATGCCCTCTGAATTAATTCGCTGCCCTAGTGGGCGCTGCATCCCCATGAGCTGGACG
 TGTGACAAAGAGGATGACTGTGAACATGGCGAGGACGAGACCCACTGCAACAAGTTCTGCTCAGAGGCC
 CAGTTTGTGAGTCCAGAACCATCGCTGCATCTCAAGCAGTGGCTGTGTGACGGCAGCGATGACTGTGGG
 GATGGCTCAGACGAGGCTGCTCACTGTGAAGGCAAGACGTGCGGCCCTCTCTCTCTCTGCCCTGGC
 ACCCACGTGTGCTCCCCGAGCGCTGGCTCTGTGACGGTGACAAAGACTGTGCTGATGGTGCAGACGAG
 AGCATCGCAGCTGGTTGCTGTACAACAGCACTTGTGACGACCGTGAATTCATGTGCCAGAACCCGAG
 TGCATCCCCAAGCACTTCGTGTGTGACCACGACCGTACTGTGCAGATGGCTCTGATGAGTCCCCGAG
 TGTGAGTACCCGACCTGCGGCCAGTGTGAGTCCGCTGTGCCAATGGGCGCTGTCTGAGCTCCCGCAG
 TGGGAGTGTGATGGCGAAGTACTGCCACGACCAGAGTACGAGGCTCCAAGAACCACACTGCACC

AGCCAAGAGCACAAAGTGAATGCCTCGTCACAGTTCCTGTGCAGCAGTGGGCGCTGTGTGGCTGAGGCA
CTGCTCTGCAACGGCCAGGATGACTGTGGCGACAGCTCGGACGAGCGTGGCTGCCACATCAATGAGTGT
CTCAGCCGCAAGCTCAGTGGCTGCAGCCAGGACTGTGAGGACCTCAAGATCGGCTTCAAGTGCCGCTGT
CGCCCTGGCTTCCGGCTGAAGGACGACGGCCGGACGTGTGCTGATGTGGACGAGTGCAGCACCACCTTC
CCCTGCAGCCAGCGCTGCATCAACTCATGGCAGCTATAAGTGTCTGTGTGGAGGGCTATGCACCC
CGCGGCGGCGACCCACAGCTGCAAGGCTGTGACTGACGAGGAACCGTTTCTGATCTTCGCAACCCGG
TACTACCTGCCAAGCTCAACTGGACGGGTCCAACACAGCTTACTTAAGCAGGGCTGAACAACGCC
GTTGCCTTGGATTTGACTACCGAGAGCAGATGATCTACTGGACAGATGTGACCACCCAGGGCAGCATG
ATCCGAAGGATGCACCTAACCGGAGCAATGTGCAGGTCCTACACCGTACAGGCCTCAGCAACCCCGAT
GGGCTGGCTGTGGACTGGGTGGGTGGCAACCTGTACTGGTGCACAAAGGCCGGGACACCATCGAGGTG
TCCAAGCTCAATGGGGCTATCGGACGGTGTGGTGTGAGCTCTGGCCTCCGTGAGCCAGGGCTCTGGTG
GTGGATGTGCAGAATGGTACCTGTACTGGACAGACTGGGGTACCATTCACTGATCGGCCGCATCGGC
ATGGATGGGTCCAGCCGACGCTCATCGTGGACACCAAGATCACATGGCCCAATGGCCTGACGCTGGAC
TATGCTACTGAGCGCATCTACTGGGCCGACGCCCGGAGGACTACATTGAATTTGCCAGCCTGGATGGC
TCCAATCGCCACGTTGTGCTGAGCCAGGACATCCCGCACATCTTGCAGTACCCTGTTTGAGGACTAC
GTCTACTGGACCGACTGGGAAACAAAGTCCATTAAACCGAGCCACAAGACCACGGGCACCAACAAACG
CTCCTCATCAGCAGCTGCACCGGCCATGGACCTGCATGTCTTCCATGCCCTGCGCCAGCCAGACGTG
CCCAATCACCCCTGCAAGGTCAACAATGGTGGCTGCAGCAACCTGTGCCTGTGTCCCCGGGGAGGG
CACAAATGTGCCTGCCCCACCACTTCTACCTGGGCAGCGATGGGCGCACCTGTGTGTCAAAGTGCACG
GCTAGCCAGTTTGTATGCAAGAACGACAAGTGCATCCCCCTTGTGGTGAAGTGTGACACCCGAGGACGAC
TGCGGGGACCCTCAGACGAGCCCCGGACTGCCCTGAGTTCAAGTGCCGGCCGGACAGTTCAGTGC
TCCACAGGTATCTGCACAAACCTGCCTTCACTGCGATGGCGACAATGACTGCCAGGACAACAGTGC
GAGGCAACTGTGACATCCACGTCTGCTGCCAGTCAGTTCAAATGCACCAACCAACCGCTGTATT
CCCGGCATCTCCGCTGCAATGGGCAGGACAACCTGCGGAGATGGGGAGGATGAGAGGGACTGCCCGGAG
GTGACCTGCGCCCCAACCAAGTCCAGTCTCATTACCAACCGTGCATCCCCGGGTCTGGGTCTGC
GACCGGGACAATGACTGTGTGGATGGCAGTGTGAGCCCGCAACTGCACCCAGATGACCTGTGGTGTG
GACGAGTTCGCTGCAAGGATTCGGGCCGCTGCATCCCAGCGCTTGAAGTGTGACGGAGAGGATGAC
TGTGGGGATGGCTCGGATGAGCCAAAGGAAGAGTGTGATGAACGCACCTGTGAGCCATACCAGTTCGCG
TGCAAGAACAACCGCTGCGTGCCCGGCCGCTGGCAGTGCAGTACGACAACGATTGCGGTGACAACCTC
GATGAAGAGAGCTGCACCCCTCGGCCCTGCTCCGAGAGTGAATTCCTGTGCCAACGGCCGCTGCATC
GCGGGGCGCTGGAAATGCGATGGAGACCAGACTGCGCGGACGGCTCGGACGAGAAGAGTGCACCCCC
CGCTGTGACATGGACAGTTCAGTGAAGAGCGGCCACTGCATCCCCCTGCGCTGGCGCTGTGACGCA
GACGCCGACTGCATGGACGGCAGCGACGAGGAGGCTGCGGCACTGGCGTGCAGCTGCCCCCTGGAC
GAGTTCAGTGAACAACACCTTGTGCAAGCCGCTGGCCTGGAAGTGCATGGCGAGGATGACTGTGGG
GACAACCTCAGATGAGAACCCCGAGGAGTGTGCCCGTTCTGTGTCCTCCCAACCGGCCCTTCCGTTGC
AAGAAATGACCGCTGTGTCTGTGGATCGGGCGCAATGCGATGGCACGGACAACCTGTGGGGATGGGACT
GATGAAGAGGACTGTGAGCCCCACAGCCACACCCCACTGCAAAGACAAGAAGGAGTTTCTGTGC
CGGAACCAGCGCTGCCTCTCCTCCTCCCTGCGCTGCAACATGTTGATGACTGCGGGGACGGCTCTGAC
GAGGAGGACTGCAGCATGACCCCAAGCTGACCAGTGCGCCCAATGCCAGCATCTGTGGGGACGAG
GCACGCTGCGTGCACCGAGAAAAGCGGCCTACTGTGCTGCGCTCGGGCTTCCACACCGTGCCTGGC
CAGCCCGATGCCAAGACATCAACGAGTGCCTGCGCTTCCGCACCTGCTCCAGCTCTGCAACAACACC
AAGGGCGGCCACCTCTGCAGTGCCTCGGAACCTCATGAAGACGCACAACACCTGCAAGGCCGAAGGC
TCTGAGTACCAGTCTGTACATCGCTGATGACAAATGAGATCCGACGCTGTTCCCGGCCACCCCAT
TCGGCTTACGAGCAGGATTCAGGGTACGAGAGTGTCCGATGATGCTATGGATGTCCATGTCAAG
GCTGGCCGTGTCTATTGGACCAACTGGCACACGGGCACCATCTCCTACCGCAGCTGCCACCTGTGCG
CCTCCTACCACTTCCAACCGCCACCGGCGACAGATTGACCGGGTGTACCCACCTCAACATTTAGGG
CTGAAGATGCCAGAGGATCGCCATCGACTGGGTGGCCGAAACGTGTACTGGACCGACTCGGGCCGA
GATGTGATTGAGGTGGCGCAGATGAAGGGCAGAACCGCAAGACGCTCATCTCGGCATGATTGACGAG
CCCCACGCCATTGTGGTGGACCCACTGAGGGGGACCATGTACTGGTCAAGTGGGCAACCAACCCCAAG
ATTGAGACGGCAGCGATGGATGGGACGCTTCGGGAGACACTGGTGCAGGACAACATTCAGTGGCCACA
GGCCTGGCCGTGGATTATCACAATGAGCGGCTGTACTGGGACGACGCAAGCTTTTCACTCATCGGCAGC
ATCCGGCTCAATGGCACGGACCCATTGTGGTGTGACAGCAACGAGGCGCTAAGTACCCCTTCAGC

ATCGACGTCTTTGAGGATTACATCTATGGTGTCACCTACATCAATAATCGTGTCTCAAGATCCATAAG
 TTTGGCCACAGCCCTTGGTCAACCTGACAGGGGGCTGAGCCACGCCTCTGACGTGGTCTTTACCAT
 CAGCACAAGCAGCCCGAAGTGACCAACCCATGTGACCGCAAGAAATGCGAGTGGCTCTGCCTGTGAGC
 CCCAGTGGGCCTGTCTGCACCTGTCCCAATGGGAAGCGGCTGGACAACGGCACATGCGTGCCTGTGCC
 TCTCCAACGCCCCCAGATGCTCCCCGGCTGGAACCTGTACCTGCAGTGTCAACGGTGGCAGC
 TGTTTCTCAATGCACGGAGGCAGCCCAAGTGCCGCTGCCAACCCCGCTACACGGGTGACAAGTGTGAA
 CTGGACAGTGTGGGAGCACTGTCGCAATGGGGCACCTGTGCTGCCTCCCCCTGGCATGCCACG
 TGCCGGTGCCCCACGGGCTTACGGGCCCAAATGCACCCAGCAGGTGTGTGCGGGTACTGTGCCAAC
 AACAGCACCTGCACTGTCAACCAGGGAACCCAGCCCCAGTGCCGATGCCTACCCGGCTTCTGGGGGAC
 CGCTGCCAGTACCGGCAGTGTCTGGTACTGTGAGAATTTGGCACATGCCAGATGGTGTGATGGC
 TCCCGACAATGCCGCTGCACTGCCTACTTTGAGGGATCGAGGTGTGAGGTGAACAAGTGCAGCCGCTGT
 CTCGAAGGGGCTGTGTGGTCAACAAGCAGAGTGGGGATGTACCTGCAACTGCACGGATGGCCGGGTG
 GCCCCAGCTGTCTGACCTGCGTGGCCACTGCAGCAATGGCGGCTCTGTACCTGAACAGCAAAATG
 ATGCTGAGTGCAGTGCACCCACATGACAGGGCCCCGTGTGAGGAGCACGTCTTCAGCCAGCAG
 CAGCCAGGACATATAGCCTCCATCTAATCCCTCTGCTGTGCTGCTGCTGCTGTTCTGGTGGCCGGA
 GTGGTATTCTGGTATAAGCGGCGAGTCCAAGGGGCTAAGGGCTTCCAGCACAACGGATGACCAACGGG
 GCCATGAACGTGGAGATTGGAACCCCACTACAAGATGTACGAAGGCGGAGAGCCTGATGATGTGGGA
 GGCTACTGGACGCTGACTTTGCCCTGGACCCTGACAAGCCCACTTACCAACCCCGTGTATGCC
 ACACTCTACATGGGGGGCATGGCAGTGCACCTCCCTGGCCAGCACGGACGAGAAGCGAGAACTCTG
 GGCCGGGGCCCTGAGGACGAGATAGGGGACCCCTTGCA
ACCGGTACGCGGCCGCTCGAGCAGAAACT**ATCTCAGAAGAGGATCTGGCAGCA**AA**TGATATCTGGAT**
TACAAGGATGACGACGATAAGGTTAAACGGCCGGC

Protein Sequence:

>Peptide sequence encoded by RC218369
 Blue=ORF Red=Cloning site Green=Tag(s)

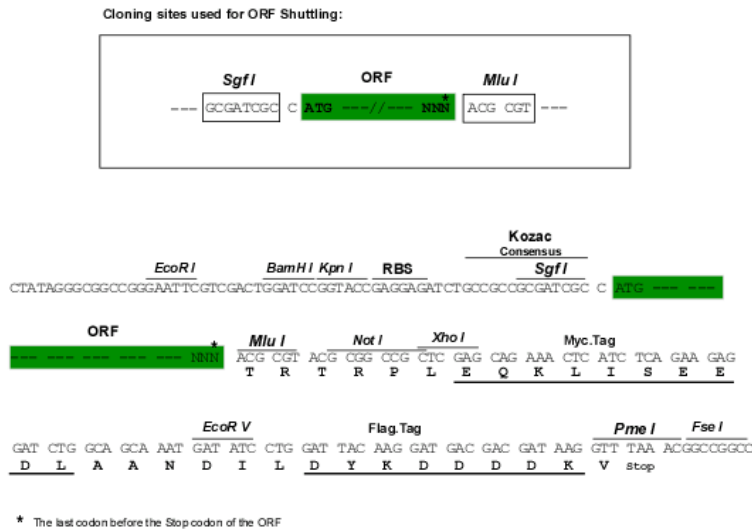
MLTPLLLLLLPLLSALVAAAIDAPKTCSPKQFACRDQITCISKWRCGERDCPDGSDEAPEICPQSKA
 QRCQPNEHNCLGTELCPMSRLCNGVQDCMDGSDGPHCRELQGNCSRLGCQHHCVPTLDGPTCYCNSS
 FQLQADGKTKDFDECSVYGTCSQLCTNTDGSFICGCVGYLLQPDNRSCAKNEPVDPRPVLLIANSQ
 NILATYLSGAQVSTIPTSTRQTTAMDFSYANETVCWVHVGDSSAAQTQLKCARMPGLKGFVDEHTINIS
 LSLHHVEQMAIDWLTGNFYFVDDIDDRIFVCNRNGDTCVTLLEDLELYNPKGIALDPAMGVFFTDYQGI
 PKVEHCDMDGQNRKLVDSKIVFPHGITLDLVSRLVYWADAYLDYIEVVDYEGKGRQTI IQGILIEHLY
 GLTVFENLYATNSDNANAQKTSVIRVNRFNSTEQVVTRVDKGGALHIYHQRQRPRVRSHACENDQY
 GKPGGSDICLLANSHKARTCRCSGSLGSDGKSCKKPEHELFLVYGKGRPGIIRGMDMGAKVPDEHM
 IPIENLMNPRALDFHAETGFIYFADTTSYLIGRQKIDGTERETILKDGIIHIVEGVAVDWMGDNLYWTD
 GPKKTISVARLEKAAQTRKTLIEGKMTHPRAIVDPLNGWYWDWEEDPKSRRGRLERAWMDGSHRD
 IFVTSKTVLWPNGLSLDIPAGRLYWVDAFYDRIETILLNGTDRKIVYEGPELNHAFGLCHHGNLFWTE
 YRSGSVYRLERGVGGAPPTVTLRSEPPIFEIRMYDAQQQVGTNKRNVNNGCCSSLCLATPGSRQCA
 CAEDQVLDADGVTCLANPSYVPPQCPGEFACANSRCIQERWKCDGNDCLDNSDEAPALCHQHTCPS
 DRFKCENNRICPNRWLCDGNDNCGNSEDESNAATCSARTCPNPQFSCASGRCIPISWTCDLDDDCGRSD
 ESASCAYPCTFPLTQFTCNNGRCININWRCDNDNDCGNSDEAGCSHSCSSTQFKNSGRCIPEHWTCD
 GDNDCGDYSDETHANCTNQATRPPGGCHTDEFQCRDLGLCIPLRWCDGDTDCMDSDEKSGEVTHVC
 DPSVKFGCKDSARCIKAWVCDGNDNDCEDNSDEENCESLACRPPSHPCANNTSVCLPPDKLCDGNDDCG
 DGSDGELCDQCSLNNGGCSHNCSVAPGEGIVCSCPLGMELGPDNHTCQIQSYCAKHLKCSQKCDQNKF
 SVKCSCEYEGWLEPDGEGSCRSLDPFKPFIIFSNRHEIRRIDLHKGDYSVLPGLRNTIALDFHLSQSAL
 YWTDVVEDKIYRGLLDNGALTSFEVVIQYGLATPEGLAVDWIAGNIYWVESNLQIEVAKLDGTLRTT
 LLAGDIEHPRAIALDPRDGLFWDWDASLPRIEAAASMSGAGRRTVHRETGSGGWPNGLTVDYLEKRIL
 WIDARSDAIYSARYDGSGHMEVLRGHEFLSHPFAVTLYGGEVYWDWRTNTLAKANKWTHNVTVVQRT
 NTQPFDLQVYHPSRQPMAPNPCEANGGQGPCSHLCLINYNRTVSCACPHMLKHKDNTTCYEFKFLLY
 ARQMEIRGVLDLAPYYNYIISFTVPDIDNVTVDYDAREQRVYWSVVRTQAIAKRAFINGTVETVVSAD
 LPNAHGLAVDWVSRNLFWTSYDNTKKQINVARLDGSFKNAVQGLEQPHGLVVHPLRGKLWYTDGDNIS
 MANMDGSNRTLLFSGQKGPVGLAIDFPESKLYWISSGNHTINRCNLDGSGLEVIDAMRSQKATALAI
 MGDKLWWADQVSEKMGTCADGSGSVLNRNSTLVMHMKVYDESIQLDHKGTNPCSVNNGDCSQLCLP

TSETTRSCMCTAGYSLRSGQACEGVSFLLYSVHEGIRGIPLDPNDKSDALVPVSGTSLAVGIDFHAEN
 NDTIYVWDMGLSTISRARDQWTWREDDVTVNGIGRVEGIAVDWIAGNIYWDQGFVDIEVARLNGSFRYV
 VISQGLDKPRAITVHPEKGYLFWTEWGYPRIERSRLDGTERTVVLVNVSIWPNGISVDYQDGKLYWCD
 ARTDKIERIDLETGENREVVLSNNMDFSVSVFEDFIYWSDRTHANGSIKRGSKDNATDSVPLRTGIG
 VQLKDIKVFNRDRQKGTNVCAVANGGCQQLCLYRGRGQRACACAHGMLAEDGASCREYAGYLLYSERTI
 LKSIHLSDERNLNAPVQPFEDPEHMKNVIALAFDYRAGTSPGTPNRIFFSDIHFQNIQQINDDGSRRIT
 IVENVGSVEGLAYHRGWDTLWTSYTTSTITRHTVDQTRPGAFERETVITMSGDDHPRFVLDDECQNL
 FWTNWNQHPSPIMRAALSGANVLTLEKDIRTPNGLAIDHRAEKLYFSDATLTKIERCEYDGSYRIVIL
 KSEPVHFPGLAVYGEHIFWTDWVRRRAVQRANKHVGSNMKLLRVDIPQQPMGIIVAVANDTNSCELSPCRI
 NNGGCQDLCLLTHQGHVNCSCRGGRILQDDLTCRAVNSSCRAQDEFECANGECINFSLTCDGVPHCKDK
 SDEKPSYCNSRRCKKTFRQCSNGRCVSNMLWCGADDCGDSDEIPCNKACGVGEFRCDGTICGNSS
 RCNQFVDCEDASDEMNCSDCSSYFRLGVKGVLFQPCERTSLCYAPSWVCDGANDCGDYSYDERDCPGV
 KRPRCPLNYFACPSGRCIPMSWTCDEKDDCEHGEDETHCNKFCSEAQFECQNHRCISKQWLDGSDDCG
 DGSDEAAHCEGKTCGPSSFSCPGTHVCVPERWLDGDKDCADGADESIAAGCLYNSTCDDREFMCCNRQ
 CIPKHFVCDHRCADGSDSPECEYPTCGPSEFRANGRCLSSRQWECGENDCHDQSDAPKNPHCT
 SQEHKCNASSQFLCSSGRCAEALLCNGQDDCGDSSDERGCHINECLSRKLSGCSQDCEDLKIIGFKCRC
 RPFRLKDDGRTCADVDECSTTFPCSQRICINTHGSYKCLVEGYAPRGGDPHSCAVTDEEPFLIFANR
 YYLRKLNLDGSNYTLKQGLNNAVALDFDYREQMIYWDVTTQGSIMRMLNGSNVQVLRHTGLSNPD
 GLAVDWVGGNLWCDKGRDTEVSKLNGAYRTVLVSSGLREPRALVVDVQNGYLWYTDWGDHSLIGRIG
 MDGSSRSVIVDTKITWPNGLTLDYVTERIYWADAREDYIEFASLDGNSRHVVLSDIPIHIFALTLFEDY
 VYWDWETKSNINRAHKTGTNKTLLISTLHRPMDLHVHALRQPDVNPCKVNNGGCSNLCLLSPGGG
 HKCACPTNFYLGSDGRTCVSNCTASQFVCKNDKIPFVWKCDTEDDCGDHSDEPPDCPEFKCRPGQFQC
 STGICTNPAFICDGDNDQCQNSDEANCDIHVCLPSQFKCTNTNRCIPGIFRCNGQDNCGDGEDRDCPE
 VTCAPNFQCSITKRCIPRVWVCDRDNDVDSDEPANCTQMTCGVDFEFCRCKDSGRICIPARWCKDGEDD
 CGDGSDEPKKECDERTCEPYQFRCKNNRCPGRWQCDYDNDGDNSEESCTPRPCESEFSCANGRCI
 AGRWCKDGDHDCADGSDKEDCTPRCDMDQFQCKSGHCIPLRWRCDADADCMDGSDEEACGTGVRTCLPD
 EFQCNNTLCKPLAWKCDGEDDCGDNSENPEECARFVCPNRPFRCKNDRVCLWIGRQCDGTNCGDGT
 DEEDCEPPTAHTTHCKDKKEFLCRNQRLSSSLRCNMFDDCGDGSDEEDCSIDPKLTSCATNASICGDE
 ARCVRTEKAAYCACRSGFHTVPGQPGCQDINECLRFGTCSQLCNNTKGGHLCSCARNFMKTHNTCKAEG
 SEYQVLYIADDNEIRSLFPGHPSAYEQAFQGDSEVRIDAMDVHVKAGRVYWTNWHTGTISYRSLPPAA
 PPTTSNRHRRQIDRGVTHLNIISGLKMPRGIAIDWVAGNVYWTDSGRDVIEVAQMKGENRKTLSGMIDE
 PHAIVVDPLRGTMYSWSDWGNHPKIETAAMDGTLRETLVQDNIQWPTGLAVDYHNERLYWADAKLSVIGS
 IRLNGTDPIVAADSKRGLSHPFSIDVFEDYIYGVTYINNRFVKIHKFGHSPLVNLTGGLSHASDVVLYH
 QHKQPEVTNPCRKKCEWLCLLSPSGPVCTCPNGKRLDNGTCVVPVSPPTPPDAPRPGTCNLQCFNGGS
 CFLNARRQPKCRCQPRYTGDKCELDQCWEHCRNGGTCAASPSGMPTCRCPTGFTGPKCTQQVCAGYCAN
 NSTCTVNQGNQPCRCPLPGFLGDRQCQYRQCSGYCENFGTCQMAADGSRQCRCTAYFEGSRCEVNCSSRC
 LEGACVVKQSGDVTNCNTDGRVAPSCLTCVGHCSNGGCTMNSKMMPECCQPPHMTGPRCEEHVFSQQ
 QPGHIASILIPLLLLLLLLVLAGVVFVYKRRVQAKGFQHQRMNTGAMNVEIGNPTYKMYEGGEPDDVG
 GLLDADFALDPDKPTNFTNPVYATLYMGHGSRHSLASTDEKRELLGRGPEDEIGDPLA
 TRTRPLEQKLISEEDLAANDILDYKDDDDKV

Chromatograms: https://cdn.origene.com/chromatograms/mg2663_f01.zip

Restriction Sites: SgfI-MluI

Cloning Scheme:



ACCN: NM_002332

ORF Size: 13632 bp

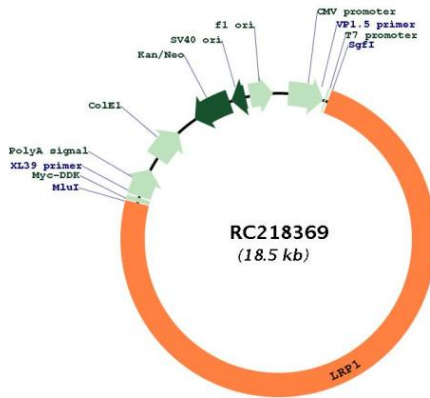
OTI Disclaimer: Due to the inherent nature of this plasmid, standard methods to replicate additional amounts of DNA in E. coli are highly likely to result in mutations and/or rearrangements. Therefore, OriGene does not guarantee the capability to replicate this plasmid DNA. Additional amounts of DNA can be purchased from OriGene with batch-specific, full-sequence verification at a reduced cost. Please contact our customer care team at custsupport@origene.com or by calling 301.340.3188 option 3 for pricing and delivery.

The molecular sequence of this clone aligns with the gene accession number as a point of reference only. However, individual transcript sequences of the same gene can differ through naturally occurring variations (e.g. polymorphisms), each with its own valid existence. This clone is substantially in agreement with the reference, but a complete review of all prevailing variants is recommended prior to use. [More info](#)


OTI Annotation: This clone was engineered to express the complete ORF with an expression tag. Expression varies depending on the nature of the gene.

Components:	The ORF clone is ion-exchange column purified and shipped in a 2D barcoded Matrix tube containing 10ug of transfection-ready, dried plasmid DNA (reconstitute with 100 ul of water).
Reconstitution Method:	<ol style="list-style-type: none">1. Centrifuge at 5,000xg for 5min.2. Carefully open the tube and add 100ul of sterile water to dissolve the DNA.3. Close the tube and incubate for 10 minutes at room temperature.4. Briefly vortex the tube and then do a quick spin (less than 5000xg) to concentrate the liquid at the bottom.5. Store the suspended plasmid at -20°C. The DNA is stable for at least one year from date of shipping when stored at -20°C.
RefSeq:	NM_002332.3
RefSeq Size:	14896 bp
RefSeq ORF:	13635 bp
Locus ID:	4035
UniProt ID:	Q07954
Cytogenetics:	12q13.3
Protein Families:	Druggable Genome, Transmembrane
Protein Pathways:	Alzheimer's disease
MW:	504.6 kDa
Gene Summary:	This gene encodes a member of the low-density lipoprotein receptor family of proteins. The encoded preproprotein is proteolytically processed by furin to generate 515 kDa and 85 kDa subunits that form the mature receptor (PMID: 8546712). This receptor is involved in several cellular processes, including intracellular signaling, lipid homeostasis, and clearance of apoptotic cells. In addition, the encoded protein is necessary for the alpha 2-macroglobulin-mediated clearance of secreted amyloid precursor protein and beta-amyloid, the main component of amyloid plaques found in Alzheimer patients. Expression of this gene decreases with age and has been found to be lower than controls in brain tissue from Alzheimer's disease patients. [provided by RefSeq, Oct 2015]

Product images:



Circular map for RC218369



Western blot validation of overexpression lysate (Cat# [LY400839]) using anti-DDK antibody (Cat# [TA50011-100]). Left: Cell lysates from untransfected HEK293T cells; Right: Cell lysates from HEK293T cells transfected with RC218369 using transfection reagent MegaTran 2.0 (Cat# [TT210002]).