

Product datasheet for **RC215858**

BIRC5 (NM_001012271) Human Tagged ORF Clone

Product data:

Product Type: Expression Plasmids
Product Name: BIRC5 (NM_001012271) Human Tagged ORF Clone
Tag: Myc-DDK
Symbol: BIRC5
Synonyms: API4; EPR-1
Mammalian Cell Selection: Neomycin
Vector: pCMV6-Entry (PS100001)
E. coli Selection: Kanamycin (25 ug/mL)
ORF Nucleotide Sequence: >RC215858 representing NM_001012271
Red=Cloning site Blue=ORF Green=Tags(s)

TTTTGTAATACGACTCACTATAGGGCGCCGGGAATTCGTCGACTGGATCCGGTACCGAGGAGATCTGCC
GCC**CGATCGCC**

ATGGGTGCCCCGACGTTGCCCTGCTGGCAGCCCTTCTCAAGGACCACCGCATCTCTACATTCAAGA
ACTGGCCCTTCTGGAGGGCTGCGCTGCACCCCGAGCGGATGGCCGAGGCTGGCTTCATCCACTGCC
CACTGAGAACGAGCCAGACTGGCCAGTGTTCCTTCTGCTTCAAGGAGCTGGAAGGCTGGGAGCCAGAT
GACGACCCATTGGCCGGGCACGGTGGCTTACGCTGTAATACCAGCACTTTGGGAGGCCGAGGCGGGC
GGATCACGAGAGGAACATAAAAAGCATTTCGTCGGTTGCGCTTTCCTTCTGTCAAGAAGCAGTTTGA
AGAATTAACCTTGGTGAATTTTGAAACTGGACAGAGAAAGAGCCAAGAACAAAATTGCAAGGAAACC
AACAAAGAAGAAGAATTTGAGGAACTGCGGAGAAAGTGCAGCCGTCATCGAGCAGCTGGCTGCCA
TGGAT

ACGCGTACGCGGCCGCTCGAGCAGAACTCATCTCAGAAGAGGATCTGGCAGCAATGATATCCTGGATT
ACAAGGATGACGACGATAAGGTTTAA

Protein Sequence: >RC215858 representing NM_001012271
Red=Cloning site Green=Tags(s)

MGAPTLPPAWQPFLKDHRI STFKNWPFLEGCCTPERMAEAGFIHCPTENEPDLAQCFKFELEGWEPD
DDPIGPGTVAYACNTSTLGRRGRITREEHKKHSSGCAFLSVKKQFEELTLGFLKLDREKAKNKIAKET
NNKKKEFEETAEKVRRRAIEQLAAMD

TRTRPLEQKLISEEDLAANDILDYKDDDDKV

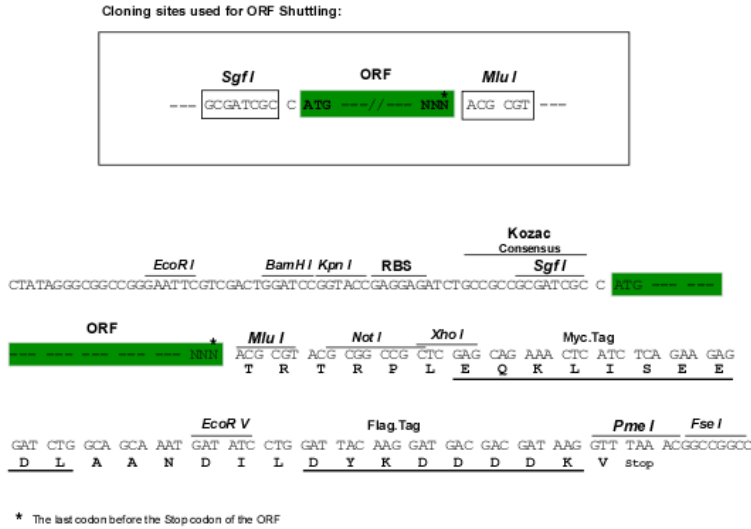
Chromatograms: https://cdn.origene.com/chromatograms/ja1699_b10.zip



[View online »](#)

Restriction Sites: SgfI-MluI

Cloning Scheme:



ACCN: NM_001012271

ORF Size: 495 bp

OTI Disclaimer: The molecular sequence of this clone aligns with the gene accession number as a point of reference only. However, individual transcript sequences of the same gene can differ through naturally occurring variations (e.g. polymorphisms), each with its own valid existence. This clone is substantially in agreement with the reference, but a complete review of all prevailing variants is recommended prior to use. [More info](#)

OTI Annotation: This clone was engineered to express the complete ORF with an expression tag. Expression varies depending on the nature of the gene.

Components: The ORF clone is ion-exchange column purified and shipped in a 2D barcoded Matrix tube containing 10ug of transfection-ready, dried plasmid DNA (reconstitute with 100 ul of water).

Reconstitution Method:

1. Centrifuge at 5,000xg for 5min.
2. Carefully open the tube and add 100ul of sterile water to dissolve the DNA.
3. Close the tube and incubate for 10 minutes at room temperature.
4. Briefly vortex the tube and then do a quick spin (less than 5000xg) to concentrate the liquid at the bottom.
5. Store the suspended plasmid at -20°C. The DNA is stable for at least one year from date of shipping when stored at -20°C.

RefSeq: [NM_001012271.2](#)

RefSeq Size: 2724 bp

RefSeq ORF: 498 bp

Locus ID: 332

UniProt ID: [O15392](#)

Cytogenetics: 17q25.3

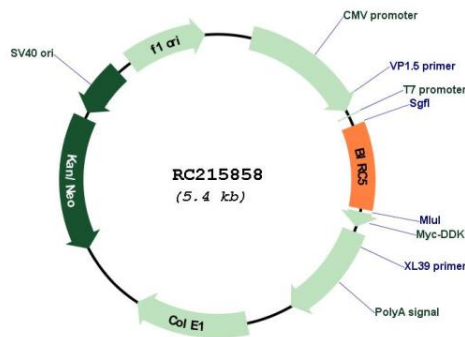
Protein Families: Druggable Genome, Stem cell - Pluripotency

Protein Pathways: Colorectal cancer, Pathways in cancer


MW: 18.5 kDa

Gene Summary: This gene is a member of the inhibitor of apoptosis (IAP) gene family, which encode negative regulatory proteins that prevent apoptotic cell death. IAP family members usually contain multiple baculovirus IAP repeat (BIR) domains, but this gene encodes proteins with only a single BIR domain. The encoded proteins also lack a C-terminus RING finger domain. Gene expression is high during fetal development and in most tumors, yet low in adult tissues. Alternatively spliced transcript variants encoding distinct isoforms have been found for this gene. [provided by RefSeq, Jun 2011]

Product images:



Circular map for RC215858



Western blot validation of overexpression lysate (Cat# [LY423315]) using anti-DDK antibody (Cat# [TA50011-100]). Left: Cell lysates from untransfected HEK293T cells; Right: Cell lysates from HEK293T cells transfected with RC215858 using transfection reagent MegaTran 2.0 (Cat# [TT210002]).