

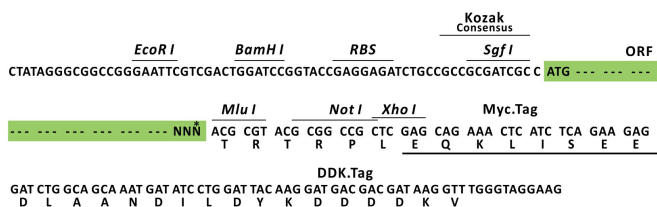
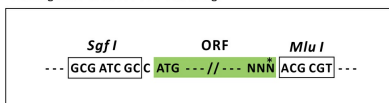
Product datasheet for RC211214L3

PVRL1 (NECTIN1) (NM_002855) Human Tagged Lenti ORF Clone

Product data:

Product Type:	Expression Plasmids
Product Name:	PVRL1 (NECTIN1) (NM_002855) Human Tagged Lenti ORF Clone
Tag:	Myc-DDK
Symbol:	PVRL1
Synonyms:	CD111; CLPED1; ED4; HlgR; HV1S; HVEC; nectin-1; OFC7; PRR; PRR1; PVRL1; PVRR; PVRR1; SK-12
Mammalian Cell Selection:	Puromycin
Vector:	pLenti-C-Myc-DDK-P2A-Puro (PS100092)
E. coli Selection:	Chloramphenicol (34 ug/mL)
ORF Nucleotide Sequence:	The ORF insert of this clone is exactly the same as(RC211214).
Restriction Sites:	SgfI-MluI
Cloning Scheme:	

Cloning sites used for ORF Shuttling:



* The last codon before the Stop codon of the ORF.

ACCN:	NM_002855
ORF Size:	1551 bp



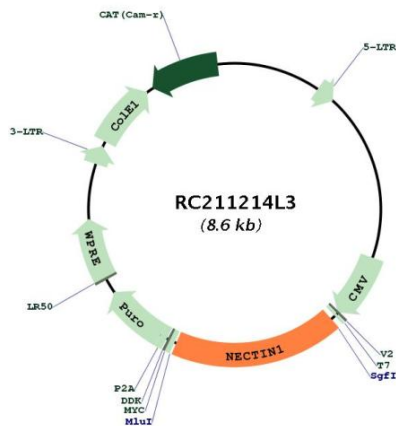
[View online »](#)

OTI Disclaimer:	<p>Due to the inherent nature of this plasmid, standard methods to replicate additional amounts of DNA in E. coli are highly likely to result in mutations and/or rearrangements. Therefore, OriGene does not guarantee the capability to replicate this plasmid DNA. Additional amounts of DNA can be purchased from OriGene with batch-specific, full-sequence verification at a reduced cost. Please contact our customer care team at custsupport@origene.com or by calling 301.340.3188 option 3 for pricing and delivery.</p> <p>The molecular sequence of this clone aligns with the gene accession number as a point of reference only. However, individual transcript sequences of the same gene can differ through naturally occurring variations (e.g. polymorphisms), each with its own valid existence. This clone is substantially in agreement with the reference, but a complete review of all prevailing variants is recommended prior to use. More info</p>
OTI Annotation:	This clone was engineered to express the complete ORF with an expression tag. Expression varies depending on the nature of the gene.
Components:	The ORF clone is ion-exchange column purified and shipped in a 2D barcoded Matrix tube containing 10ug of transfection-ready, dried plasmid DNA (reconstitute with 100 ul of water).
Reconstitution Method:	<ol style="list-style-type: none"> 1. Centrifuge at 5,000xg for 5min. 2. Carefully open the tube and add 100ul of sterile water to dissolve the DNA. 3. Close the tube and incubate for 10 minutes at room temperature. 4. Briefly vortex the tube and then do a quick spin (less than 5000xg) to concentrate the liquid at the bottom. 5. Store the suspended plasmid at -20°C. The DNA is stable for at least one year from date of shipping when stored at -20°C.
Note:	Plasmids are not sterile. For experiments where strict sterility is required, filtration with 0.22um filter is required.
RefSeq:	NM_002855.4
RefSeq Size:	5493 bp
RefSeq ORF:	1554 bp
Locus ID:	5818
UniProt ID:	Q15223
Cytogenetics:	11q23.3
Domains:	ig, IGv, IGc2, IG
Protein Families:	Druggable Genome, ES Cell Differentiation/IPS, Transmembrane
Protein Pathways:	Adherens junction, Cell adhesion molecules (CAMs)
MW:	57.2 kDa

Gene Summary:

This gene encodes an adhesion protein that plays a role in the organization of adherens junctions and tight junctions in epithelial and endothelial cells. The protein is a calcium(2+)-independent cell-cell adhesion molecule that belongs to the immunoglobulin superfamily and has 3 extracellular immunoglobulin-like loops, a single transmembrane domain (in some isoforms), and a cytoplasmic region. This protein acts as a receptor for glycoprotein D (gD) of herpes simplex viruses 1 and 2 (HSV-1, HSV-2), and pseudorabies virus (PRV) and mediates viral entry into epithelial and neuronal cells. Mutations in this gene cause cleft lip and palate/ectodermal dysplasia 1 syndrome (CLPED1) as well as non-syndromic cleft lip with or without cleft palate (CL/P). Alternative splicing results in multiple transcript variants encoding proteins with distinct C-termini. [provided by RefSeq, Oct 2009]

Product images:



Circular map for RC211214L3