

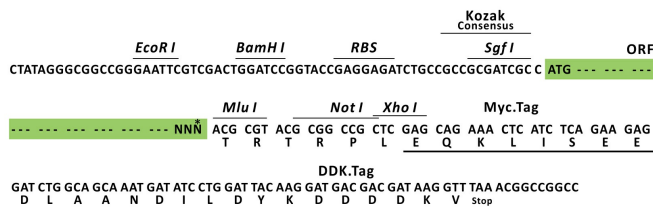
Product datasheet for RC208861L1

UGT (UGT1A9) (NM_021027) Human Tagged Lenti ORF Clone

Product data:

Product Type:	Expression Plasmids
Product Name:	UGT (UGT1A9) (NM_021027) Human Tagged Lenti ORF Clone
Tag:	Myc-DDK
Symbol:	UGT
Synonyms:	HLUGP4; LUGP4; UDPGT; UDPGT 1-9; UGT-1I; UGT1-09; UGT1-9; UGT1.9; UGT1A9S; UGT1AI; UGT1I
Mammalian Cell Selection:	None
Vector:	pLenti-C-Myc-DDK (PS100064)
E. coli Selection:	Chloramphenicol (34 ug/mL)
ORF Nucleotide Sequence:	The ORF insert of this clone is exactly the same as(RC208861).
Restriction Sites:	SgfI-MluI
Cloning Scheme:	

Cloning sites used for ORF Shuttling:



* The last codon before the Stop codon of the ORF.

ACCN:	NM_021027
ORF Size:	1590 bp



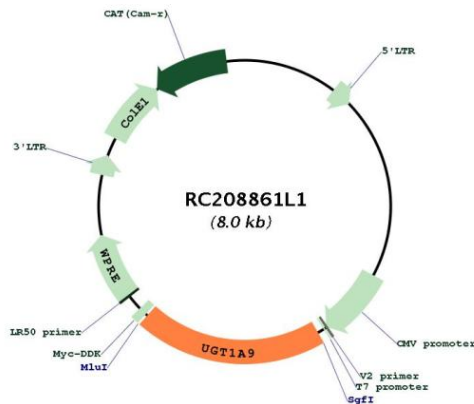
[View online >](#)

OTI Disclaimer:	Due to the inherent nature of this plasmid, standard methods to replicate additional amounts of DNA in E. coli are highly likely to result in mutations and/or rearrangements. Therefore, OriGene does not guarantee the capability to replicate this plasmid DNA. Additional amounts of DNA can be purchased from OriGene with batch-specific, full-sequence verification at a reduced cost. Please contact our customer care team at custsupport@origene.com or by calling 301.340.3188 option 3 for pricing and delivery.
	The molecular sequence of this clone aligns with the gene accession number as a point of reference only. However, individual transcript sequences of the same gene can differ through naturally occurring variations (e.g. polymorphisms), each with its own valid existence. This clone is substantially in agreement with the reference, but a complete review of all prevailing variants is recommended prior to use. More info
OTI Annotation:	This clone was engineered to express the complete ORF with an expression tag. Expression varies depending on the nature of the gene.
Components:	The ORF clone is ion-exchange column purified and shipped in a 2D barcoded Matrix tube containing 10ug of transfection-ready, dried plasmid DNA (reconstitute with 100 ul of water).
Reconstitution Method:	<ol style="list-style-type: none"> 1. Centrifuge at 5,000xg for 5min. 2. Carefully open the tube and add 100ul of sterile water to dissolve the DNA. 3. Close the tube and incubate for 10 minutes at room temperature. 4. Briefly vortex the tube and then do a quick spin (less than 5000xg) to concentrate the liquid at the bottom. 5. Store the suspended plasmid at -20°C. The DNA is stable for at least one year from date of shipping when stored at -20°C.
RefSeq:	NM_021027.2
RefSeq Size:	2395 bp
RefSeq ORF:	1593 bp
Locus ID:	54600
UniProt ID:	O60656
Cytogenetics:	2q37.1
Domains:	UDPGT
Protein Families:	Druggable Genome, Transmembrane
Protein Pathways:	Androgen and estrogen metabolism, Ascorbate and aldarate metabolism, Drug metabolism - cytochrome P450, Drug metabolism - other enzymes, Metabolic pathways, Metabolism of xenobiotics by cytochrome P450, Pentose and glucuronate interconversions, Porphyrin and chlorophyll metabolism, Retinol metabolism, Starch and sucrose metabolism
MW:	59.9 kDa

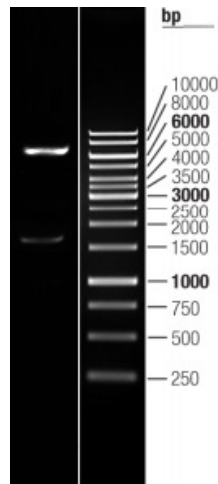
Gene Summary:

This gene encodes a UDP-glucuronosyltransferase, an enzyme of the glucuronidation pathway that transforms small lipophilic molecules, such as steroids, bilirubin, hormones, and drugs, into water-soluble, excretable metabolites. This gene is part of a complex locus that encodes several UDP-glucuronosyltransferases. The locus includes thirteen unique alternate first exons followed by four common exons. Four of the alternate first exons are considered pseudogenes. Each of the remaining nine 5' exons may be spliced to the four common exons, resulting in nine proteins with different N-termini and identical C-termini. Each first exon encodes the substrate binding site, and is regulated by its own promoter. The enzyme encoded by this gene is active on phenols. [provided by RefSeq, Jul 2008]

Product images:



Circular map for RC208861L1



Double digestion of RC208861L1 using SgfI and MluI