

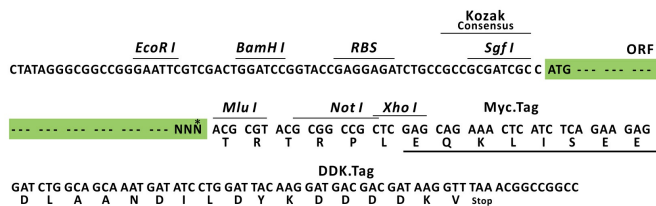
Product datasheet for RC207276L1

Monoamine Oxidase A (MAOA) (NM_000240) Human Tagged Lenti ORF Clone

Product data:

Product Type:	Expression Plasmids
Product Name:	Monoamine Oxidase A (MAOA) (NM_000240) Human Tagged Lenti ORF Clone
Tag:	Myc-DDK
Symbol:	Monoamine Oxidase A
Synonyms:	BRNRS; MAO-A
Mammalian Cell Selection:	None
Vector:	pLenti-C-Myc-DDK (PS100064)
E. coli Selection:	Chloramphenicol (34 ug/mL)
ORF Nucleotide Sequence:	The ORF insert of this clone is exactly the same as(RC207276).
Restriction Sites:	SgfI-MluI
Cloning Scheme:	

Cloning sites used for ORF Shuttling:



* The last codon before the Stop codon of the ORF.

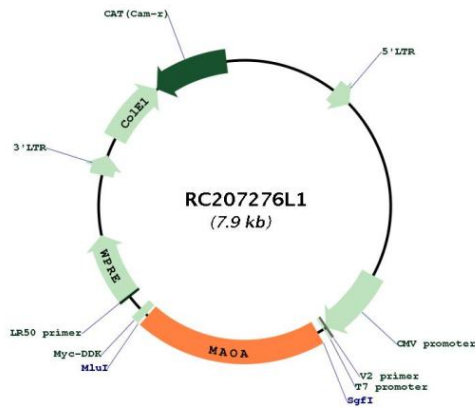
ACCN:	NM_000240
ORF Size:	1581 bp



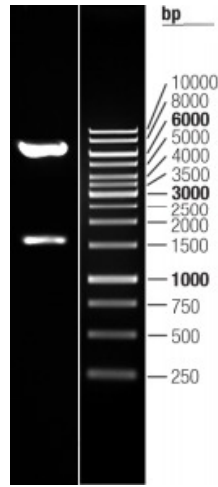
[View online >](#)

OTI Disclaimer:	The molecular sequence of this clone aligns with the gene accession number as a point of reference only. However, individual transcript sequences of the same gene can differ through naturally occurring variations (e.g. polymorphisms), each with its own valid existence. This clone is substantially in agreement with the reference, but a complete review of all prevailing variants is recommended prior to use. More info
OTI Annotation:	This clone was engineered to express the complete ORF with an expression tag. Expression varies depending on the nature of the gene.
Components:	The ORF clone is ion-exchange column purified and shipped in a 2D barcoded Matrix tube containing 10ug of transfection-ready, dried plasmid DNA (reconstitute with 100 ul of water).
Reconstitution Method:	<ol style="list-style-type: none">1. Centrifuge at 5,000xg for 5min.2. Carefully open the tube and add 100ul of sterile water to dissolve the DNA.3. Close the tube and incubate for 10 minutes at room temperature.4. Briefly vortex the tube and then do a quick spin (less than 5000xg) to concentrate the liquid at the bottom.5. Store the suspended plasmid at -20°C. The DNA is stable for at least one year from date of shipping when stored at -20°C.
RefSeq:	NM_000240.2
RefSeq Size:	5330 bp
RefSeq ORF:	1584 bp
Locus ID:	4128
UniProt ID:	P21397
Cytogenetics:	Xp11.3
Domains:	Amino_oxidase
Protein Families:	Druggable Genome
Protein Pathways:	Arginine and proline metabolism, Drug metabolism - cytochrome P450, Glycine, serine and threonine metabolism, Histidine metabolism, Metabolic pathways, Phenylalanine metabolism, Tryptophan metabolism, Tyrosine metabolism
MW:	59.7 kDa
Gene Summary:	This gene is one of two neighboring gene family members that encode mitochondrial enzymes which catalyze the oxidative deamination of amines, such as dopamine, norepinephrine, and serotonin. Mutation of this gene results in Brunner syndrome. This gene has also been associated with a variety of other psychiatric disorders, including antisocial behavior. Alternatively spliced transcript variants encoding multiple isoforms have been observed. [provided by RefSeq, Jul 2012]

Product images:



Circular map for RC207276L1



Double digestion of RC207276L1 using SgfI and MluI