

Product datasheet for **RC202852**

GARS1 (NM_002047) Human Tagged ORF Clone

Product data:

Product Type:	Expression Plasmids
Product Name:	GARS1 (NM_002047) Human Tagged ORF Clone
Tag:	Myc-DDK
Symbol:	GARS1
Synonyms:	CMT2D; DSMAV; GARS; GlyRS; HMN5; HMN5A; SMAD1; SMAJI
Mammalian Cell Selection:	Neomycin
Vector:	pCMV6-Entry (PS100001)
E. coli Selection:	Kanamycin (25 ug/mL)



[View online »](#)

ORF Nucleotide Sequence:

>RC202852 ORF sequence
 Red=Cloning site Blue=ORF Green=Tags(s)

TTTTGTAATACGACTCACTATAGGGCGGCCGGAATTCGTCGACTGGATCCGGTACCGAGGAGATCTGCC
 GCC**CGCATCGCC**

ATGCCCTCTCCGGTCCAGTGTCTTAGAGTGTCTCGCGCCGCTCTGCTGCTGCTGCCGCCCGGC
 TCTTAGCCCGACCTCGCTCCTGCTCCGCGGTCCTCAGCGCGCCTCTGCGCCCGATCTCCTTGCC
 CGCCGCCCTCCCGGAGCAGCATGGACGGCGGGGGCTGAGGAGTGTGGCACCTCTGAGGCTAGCA
 GTGCGCCAGCAGGGAGATCTTGTGCGAAAACCAAGAAGATAAAGCACCCCAAGTAGACGTAGACAAA
 CAGTGGCTGAGCTCAAAGCCCGAAGAGGGTCTGGAAGCAAAGGAGCTGGCGTTACAGCCCAAAGATGA
 TATTGTAGACCGACAAAATGGAAGATACCCTGAAGAGGAGTCTTCTATGATCAAGCTTTTGTCTATT
 TATGGAGTGTAGTGGTCTGTATGACTTTGGCCAGTTGGCTGTGCTTTGAAGAACAATATTATTCAGA
 CCTGGAGGCAGCACTTTATCAAGAGGAACAGATCCTGGAGATCGATTGCACCATGCTCACCCCTGAGCC
 AGTTTTAAAGACCTCTGGCCATGTAGACAAAATTTGCTGACTTCATGGTGAAGACGTAATAAATGGAGAA
 TGTTTTCGTGCTGACCATCTATTAAGGCTCATTACAGAAATGATGTCTGATAAGAAGTGTCTGTCG
 AAAAGAAATCAGAAATGGAAGTGTGGCCAGCTTGATAACTATGGACAGCAAGAAGTGTGGGATCT
 TTTTGTGAACTATAATGTAATCTCCCTACTGGAAATGATCTATCCCTCCAGTGTCTTTAACTTA
 ATGTTCAAGACTTTCATTGGCCCTGGAGGAAACATGCCTGGTACTTGAGACCAGAACTGCACAGGGGA
 TTTTCTTGAAATTTCAAACGACTTTGGAGTTCAACCAAGGAAAGTTGCCTTTTGTGCTGCCAGATTGG
 AAATCTTTTGAAGATGAGATCTCCCTCGATCTGGACTGATCAGAGTCAGAGAATTCACAATGGCAGAA
 ATTGAGCACTTTGTAGATCCAGTGAGAAAGACCACCCCAAGTCCAGAATGTGGCAGACCTTACCTTT
 ATTTGTATTCAGCAAAAGCCAGGTCAGCGGACAGTCCGCTCGGAAAATGCGCCTGGGAGATGCTGTTGA
 ACAGGGTGTGATTAATAACACAGTATTAGGCTATTTTCATTGGCCGATCTACCTCTACCTCACGAAGGTT
 GGAATATCTCCAGATAAACTCCGCTCCGGCAGCACATGGAGAATGAGATGGCCATTATGCCTGTGACT
 GTTGGGATGCAGAATCCAAAACATCCTACGGTTGGATTGAGATTGTTGGATGTGCTGATCGTTCTGTTA
 TGACCTCTCCTGTATGCACGAGCCACCAAGTCCCACTGTAGCTGAGAACTCTGAAAGAACCCAAA
 ACAGTCAATGTTGTTGAGTTTGAACCCAGTAAGGGAGCAATTGGTAAGGCATATAAGAAGGATGCAAAAC
 TGGTGTGGAGTATCTTGCCATTTGTGATGAGTGTACATTACAGAAATGGAGATGCTGCTGAATGAGAA
 AGGGGAATTCACAATTGAACTGAAGGGAAAACATTTTCAGTTAACAAAAGACATGATCAATGTGAAGAGA
 TTCCAGAAAACACTATATGTGGAAGAAGTTGTTCCGAATGTAATTGAACCTTCTTCGGCCTGGGTAGGA
 TCATGTATACGGTATTTGAACATACATTCATGTACGAGAAGGAGATGAACAGAGAACATTTCTTCAGTTT
 CCCTGCTGTAGTTGCTCCATTCAAATGTTCCGTCTCCCACTGAGCCAAAACAGGAGTTCATGCCATTT
 GTCAAGGAATTATCGGAAGCCCTGACCAGGCATGGAGTATCTCACAAAGTAGACGATTCCTCTGGGTCAA
 TCGGAAGGCGCTATGCCAGGACTGATGAGATTGGCGTGGCTTTTGGTGTCAACATTGACTTTGACACAGT
 GAACAAGACCCCCCACTGCAACTCTGAGGGACCGTACTCAATGCGGCAGATAAGAGCAGAGATCTCT
 GAGCTGCCAGCATAGTCCAAGACCTAGCCAATGGCAACATCACATGGGCTGATGTGGAGGCCAGGTATC
 CTCTGTTTGAAGGGCAAGAGACTGGTAAAAAGAGACAATCGAGGAA

ACGCGTACGCGGCCGCTCGAGCAGAACTCATCTCAGAAGAGGATCTGGCAGCAAATGATATCCTGGATT
 ACAAGGATGACGACGATAAGGTTTAA

Protein Sequence: >RC202852 protein sequence
Red=Cloning site Green=Tags(s)

```
MPSRPRVLLRGARAALLLLLPPRLLARPSLLLRRSL SAASCAPISL PAAASRSSMDGAGAEV LAPLRLA
VRQGD LVRKLKEDKAPQVDV DKAVALKARKRVLEAKELAL QPKDDIVDRAKMEDTLKRRFF YDQAF AI
YGGV SGLYDFGPVGCALKNNI IQTWRQHF IQEEQILEIDCTML TPEPVLKTS GHVDFKFA DMVKDVKNGE
CFRADHLLKAHLQKLMSDKKCSVEKKSEME SVLAQLDNYGQQELADLFVNYNVKSPITGNDL SPPVSFNL
MFKTF IGPGNMPGYLRPETAQGI FLNFKRLLLEFNQ GKLPFAAAQIGNSF RNEISPRSG LIRVREF TMAE
IEHFVDPSEKDH PKFQNVADLHL YLSAKAQVSGQSARKMRLGD AVEQGVINNTVLGYF IGRIYLYLTKV
GISPDKLRFRQHMENEMAHYACDCWDAESKTSYGWIEIVGCADRSCYDLSCHARATKVPLVAEKPLKEPK
TVNVVQFEP SKGAIGKAYKDKAKL VMEYLAICDECYITEMEMLLNEKGEFTIETEGKTFQLTKDMINV KR
FQKTLVYEEVVPNVI EP SFG LGRIMYTVFEHTFHVREGDEQRTFFSFP AVVAPFKCSVLPLSQNQEFMPF
VKELSEALTRHG VSHKVDSSSGS IGRRYARTDEIGVAFGVTIDFDTVNKTPHTATLRDRDSMRQIRAEIS
ELPSIVQDLANGNITWADVEARYPLFEGQETGKKE TIEE
```

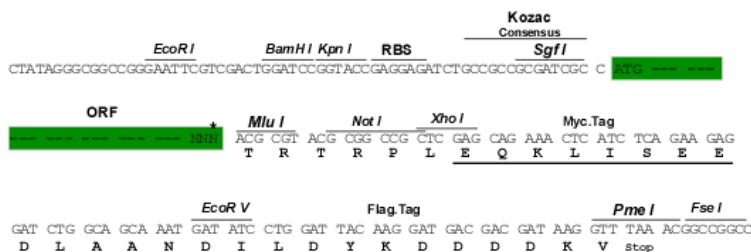
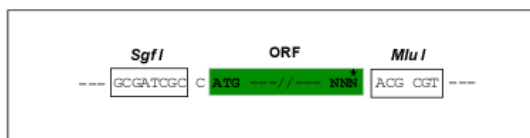
TRTRPLEQKLI SEEDLAANDILDYKDDDDKV

Chromatograms: https://cdn.origene.com/chromatograms/mk6219_b10.zip

Restriction Sites: SgfI-MluI

Cloning Scheme:

Cloning sites used for ORF Shuttling:



* The last codon before the Stop codon of the ORF

ACCN: NM_002047

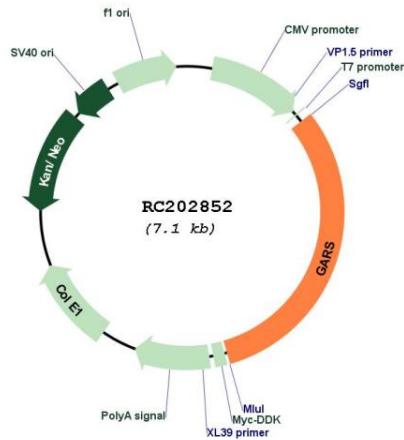
ORF Size: 2217 bp

OTI Disclaimer: The molecular sequence of this clone aligns with the gene accession number as a point of reference only. However, individual transcript sequences of the same gene can differ through naturally occurring variations (e.g. polymorphisms), each with its own valid existence. This clone is substantially in agreement with the reference, but a complete review of all prevailing variants is recommended prior to use. [More info](#)

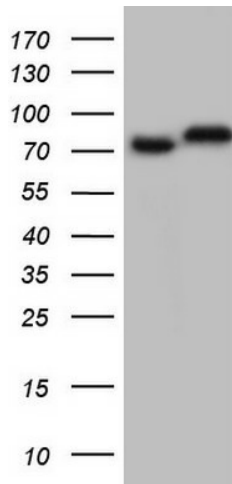
OTI Annotation: This clone was engineered to express the complete ORF with an expression tag. Expression varies depending on the nature of the gene.

Components:	The ORF clone is ion-exchange column purified and shipped in a 2D barcoded Matrix tube containing 10ug of transfection-ready, dried plasmid DNA (reconstitute with 100 ul of water).
Reconstitution Method:	<ol style="list-style-type: none">1. Centrifuge at 5,000xg for 5min.2. Carefully open the tube and add 100ul of sterile water to dissolve the DNA.3. Close the tube and incubate for 10 minutes at room temperature.4. Briefly vortex the tube and then do a quick spin (less than 5000xg) to concentrate the liquid at the bottom.5. Store the suspended plasmid at -20°C. The DNA is stable for at least one year from date of shipping when stored at -20°C.
RefSeq:	NM_002047.4
RefSeq Size:	2759 bp
RefSeq ORF:	2220 bp
Locus ID:	2617
UniProt ID:	P41250
Cytogenetics:	7p14.3
Domains:	WHEP-TRS, tRNA-synt_2b, HGTP_anticodon
Protein Pathways:	Aminoacyl-tRNA biosynthesis
MW:	83.1 kDa
Gene Summary:	This gene encodes glycyl-tRNA synthetase, one of the aminoacyl-tRNA synthetases that charge tRNAs with their cognate amino acids. The encoded enzyme is an (alpha) ₂ dimer which belongs to the class II family of tRNA synthetases. It has been shown to be a target of autoantibodies in the human autoimmune diseases, polymyositis or dermatomyositis. Two transcript variants encoding different isoforms have been found for this gene. [provided by RefSeq, Oct 2015]


Product images:




Circular map for RC202852



HEK293T cells were transfected with the pCMV6-ENTRY control (Cat# [PS100001], Left lane) or pCMV6-ENTRY GARS (Cat# RC202852, Right lane) cDNA for 48 hrs and lysed. Equivalent amounts of cell lysates (5 ug per lane) were separated by SDS-PAGE and immunoblotted with anti-GARS (Cat# [TA805168]). Positive lysates [LY419568] (100ug) and [LC419568] (20ug) can be purchased separately from OriGene.



Western blot validation of overexpression lysate (Cat# [LY419568]) using anti-DDK antibody (Cat# [TA50011-100]). Left: Cell lysates from untransfected HEK293T cells; Right: Cell lysates from HEK293T cells transfected with RC202852 using transfection reagent MegaTran 2.0 (Cat# [TT210002]).



Coomassie blue staining of purified GARS protein (Cat# [TP302852]). The protein was produced from HEK293T cells transfected with GARS cDNA clone (Cat# RC202852) using MegaTran 2.0 (Cat# [TT210002]).