

Product datasheet for RC202044

SPINT2 (NM_021102) Human Tagged ORF Clone

Product data:

Product Type:	Expression Plasmids
Product Name:	SPINT2 (NM_021102) Human Tagged ORF Clone
Tag:	Myc-DDK
Symbol:	SPINT2
Synonyms:	DIAR3; HAI-2; HAI2; Kop; PB
Mammalian Cell Selection:	Neomycin
Vector:	pCMV6-Entry (PS100001)
E. coli Selection:	Kanamycin (25 ug/mL)
ORF Nucleotide Sequence:	>RC202044 ORF sequence Red=Cloning site Blue=ORF Green=Tags(s)

TTTTGTAATACGACTCACTATAGGGCGGCCGGAATTCGTCGACTGGATCCGGTACCGAGGAGATCTGCC
GCC**CGATCGCC**

ATGGCGCAGCTGTGCGGGCTGAGGCGGAGCCGGGCGTTTCTCGCCCTGCTGGGATCGCTGCTCCTCTCTG
GGTCTGGCGGCCGACCGAGAACGCAGCATCCACGACTTCTGCCTGGTGTGGAAGGTGGTGGGCAGATG
CCGGCCCTCCATGCCTAGGTGGTGGTACAATGTCAGTACGCGATCCTGCCAGCTGTTTGTGTATGGGGC
TGTGACGAAACAGCAATAATTACCTGACCAAGGAGGAGTGCCTCAAGAAATGTGCCACTGTCACAGAGA
ATGCCACGGGTGACCTGGCCACCAGCAGGAATGCAGCGGATTCCCTGTCCCAAGTCTCCAGAAGGCA
GGATTCTGAAGACCACTCCAGCGATATGTTCAACTATGAAGAATACTGCACCGCCAACGCAGTCACTGGG
CCTTGCCGTGCATCCTTCCCACGCTGGTACTTTGACGTGGAGAGGAACTCCTGCAATAAATTCATCTATG
GAGGCTGCCGGGCAATAAGAACAGCTACCGCTCTGAGGAGGCCTGCATGCTCCGCTGCTCCGCCAGCA
GGAGAATCCTCCCTGCCCTTGGCTCAAAGGTGGTGTCTTGGCGGGGCTGTTTCGTGATGGTGTGATC
CTTCTTCTGGGAGCCTCCATGGTCTACCTGATCCGGGTGGCAGGAGGAACAGGAGCGTGCCCTGCGCA
CCGTCTGGAGCTCCGGAGATGACAAGGAGCAGCTGGTGAAGAACACATATGTCCTG

ACGCGTACGCGGCCGCTCGAGCAGAACTCATCTCAGAAGAGGATCTGGCAGCAAATGATATCCTGGATT
ACAAGGATGACGACGATAAGGTTTAA



[View online »](#)

Protein Sequence: >RC202044 protein sequence
Red=Cloning site Green=Tags(s)

MAQLCGLRRSRAFLALLGSLLSGVLAADRERSIHDFCLVSKVVGRCRASMPRWYVNTDGSCQLFVYGG
 CDGNSNNYLTKKECLKKCATVTENATGDLATSRNAADSSVPSAPRRQDSEDHSSDMFNYYEYCTANAVTG
 PCRASFPRWYFDVERNSCNNFIYGGCRGNKNSYRSEEACMLRCFRQQENPPLPLGSKVVLLAGLFVMLI
 LFLGASMVYLIRVARRNQERALRTVWSSGDDKEQLVKNTYVL

TRTRPLEQKLISEEDLAANDILDYKDDDDKV

Chromatograms: https://cdn.origene.com/chromatograms/mk6011_f08.zip

Restriction Sites: SgfI-MluI

Cloning Scheme:



ACCN: NM_021102

ORF Size: 756 bp

OTI Disclaimer: The molecular sequence of this clone aligns with the gene accession number as a point of reference only. However, individual transcript sequences of the same gene can differ through naturally occurring variations (e.g. polymorphisms), each with its own valid existence. This clone is substantially in agreement with the reference, but a complete review of all prevailing variants is recommended prior to use. [More info](#)

OTI Annotation: This clone was engineered to express the complete ORF with an expression tag. Expression varies depending on the nature of the gene.

Components: The ORF clone is ion-exchange column purified and shipped in a 2D barcoded Matrix tube containing 10ug of transfection-ready, dried plasmid DNA (reconstitute with 100 ul of water).

Reconstitution Method:

1. Centrifuge at 5,000xg for 5min.
2. Carefully open the tube and add 100ul of sterile water to dissolve the DNA.
3. Close the tube and incubate for 10 minutes at room temperature.
4. Briefly vortex the tube and then do a quick spin (less than 5000xg) to concentrate the liquid at the bottom.
5. Store the suspended plasmid at -20°C. The DNA is stable for at least one year from date of shipping when stored at -20°C.

RefSeq: [NM_021102.4](#)

RefSeq Size: 1817 bp

RefSeq ORF: 759 bp

Locus ID: 10653

UniProt ID: [O43291](#)

Cytogenetics: 19q13.2

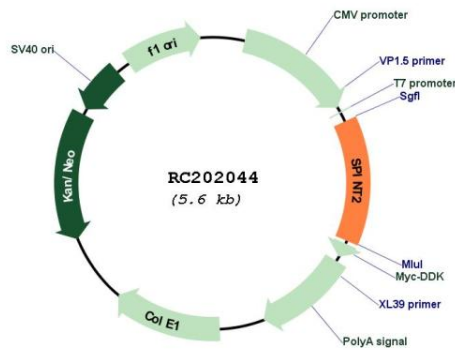
Domains: KU

Protein Families: Transmembrane

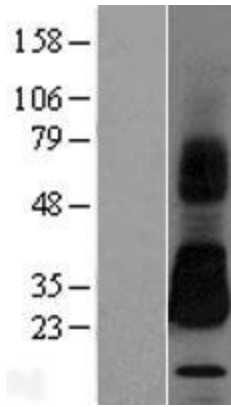
MW: 28.2 kDa

Gene Summary: This gene encodes a transmembrane protein with two extracellular Kunitz domains that inhibits a variety of serine proteases. The protein inhibits HGF activator which prevents the formation of active hepatocyte growth factor. This gene is a putative tumor suppressor, and mutations in this gene result in congenital sodium diarrhea. Multiple transcript variants encoding different isoforms have been found for this gene. [provided by RefSeq, Oct 2009]

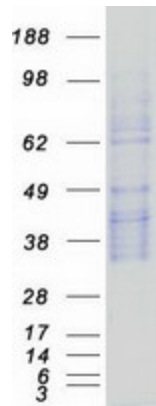
Product images:



Circular map for RC202044



Western blot validation of overexpression lysate (Cat# [LY412085]) using anti-DDK antibody (Cat# [TA50011-100]). Left: Cell lysates from untransfected HEK293T cells; Right: Cell lysates from HEK293T cells transfected with RC202044 using transfection reagent MegaTran 2.0 (Cat# [TT210002]).



Coomassie blue staining of purified SPINT2 protein (Cat# [TP302044]). The protein was produced from HEK293T cells transfected with SPINT2 cDNA clone (Cat# RC202044) using MegaTran 2.0 (Cat# [TT210002]).