

Product datasheet for **MR203081**

Echdc2 (NM_026728) Mouse Tagged ORF Clone

Product data:

| | |
|---------------------------|-------------------------------------------------------------------|
| Product Type: | Expression Plasmids |
| Product Name: | Echdc2 (NM_026728) Mouse Tagged ORF Clone |
| Tag: | Myc-DDK |
| Symbol: | Echdc2 |
| Synonyms: | 1300017C12Rik; 2610009M20Rik; D4Ertd765e |
| Mammalian Cell Selection: | Neomycin |
| Vector: | pCMV6-Entry (PS100001) |
| E. coli Selection: | Kanamycin (25 ug/mL) |
| ORF Nucleotide Sequence: | >MR203081 ORF sequence Red=Cloning site Blue=ORF Green=Tags(s) |

TTTTGTAATACGACTCACTATAGGGCGGCCGGAATTCGTCGACTGGATCCGGTACCGAGGAGATCTGCC
GCC**CGATCGCC**

ATGAACAGACCTCATGCCGCAATGCCTTGGGGAATGTGTTTGTAGTGAGCTGCTGGAAGCTCTGGCCC
AGCTTCGGGAAGACCAGCAAGTCCGGGTCTGCTCTTCAGAAAGTGCAGGTAAGGGAGTGTCTGTGCAGG
TGCAGACCTGAAGGAGCGGGAGCAGATGAGTGATGTGGAGGTGGGACCTTTGTCCAGCGCTCCGAGGC
CTGATGAGTGAGATCGCAGCCTTCCTGCGCCACCATTGCAGCCATGGACGGGTTGCCTTAGCGGGG
GCTTGGAACTTGCCTGGCCTGTGACCTCCGAATAGCAGCTTCTTCGGCTGTCATGGGGTAATTGAGAC
CACTCGAGGACTTCTCCCAGGAGCAGGAGGACTCAGAGGCTGCCTCGCTGCCTGGGCGTAGCCCTAGCG
AAGGAGCTCATCTTCACAGGCCGCGCACTGAACGGGGCACAGGCCGTGAGTTGGCCTGGTAAATCATG
CCGTGGCTCAGAAAGAGGAGGTAACGCTGCCTATCACCGGGCCCTGGCACTGGCACAGGAGATCCTGCC
CCAGGCTCCCATGCTGTGCGCCTGGGCAAAGTTGCCATCGACCGAGGAATGGAGGTGGACATTGCATCA
GGGATGGCCATAGAACAGATGTGCTATGCCCAGAACATCCCAACCCAGGACAGGCTGGAAGGAATGGCAG
CCTTCAGGGAGAAACGAGCTCCCAAATTTGTGGCAAG

ACGCGTACGCGGCCGCTCGAGCAGAAACTCATCTCAGAAGAGGATCTGGCAGCAAATGATATCCTGGATT
ACAAGGATGACGACGATAAGGTTTAA



[View online »](#)

Protein Sequence: >MR203081 protein sequence
 Red=Cloning site Green=Tags(s)

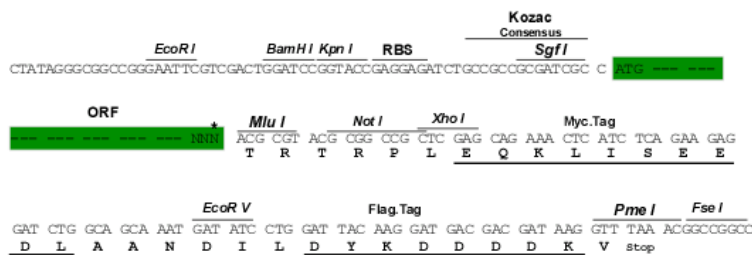
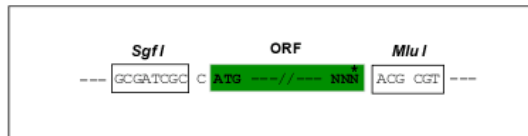
MNRPHARNALGNVVFSELLEALAQLREDQQVRVLLFRSAVKGVFCAGADLKEREQMSDVEVGTFFVQRLRG
 LMSEIAAFPAPTIAAMDGFALGGLELALACDLRIAASSAVMGLIETTRGLLPGAGGTQRLPRCLGVALA
 KELIFTGRRLNGAQARELGLVNHAVAQNEEGNAAYHRALALAQEILPQAPIAVRLGKVAIDRGMEVDIAS
 GMAIEQMCYAQNIPTQDRLEGMAAFREKRAPK FVGK

TRTRPLEQKLISEEDLAANDILDYKDDDDKV

Restriction Sites: SgfI-MluI

Cloning Scheme:

Cloning sites used for ORF Shuttling:



* The last codon before the Stop codon of the ORF

ACCN: NM_026728

ORF Size: 741 bp

OTI Disclaimer: The molecular sequence of this clone aligns with the gene accession number as a point of reference only. However, individual transcript sequences of the same gene can differ through naturally occurring variations (e.g. polymorphisms), each with its own valid existence. This clone is substantially in agreement with the reference, but a complete review of all prevailing variants is recommended prior to use. [More info](#)

OTI Annotation: This clone was engineered to express the complete ORF with an expression tag. Expression varies depending on the nature of the gene.

Components: The ORF clone is ion-exchange column purified and shipped in a 2D barcoded Matrix tube containing 10ug of transfection-ready, dried plasmid DNA (reconstitute with 100 ul of water).

- Reconstitution Method:**
1. Centrifuge at 5,000xg for 5min.
 2. Carefully open the tube and add 100ul of sterile water to dissolve the DNA.
 3. Close the tube and incubate for 10 minutes at room temperature.
 4. Briefly vortex the tube and then do a quick spin (less than 5000xg) to concentrate the liquid at the bottom.
 5. Store the suspended plasmid at -20°C. The DNA is stable for at least one year from date of shipping when stored at -20°C.

RefSeq: [NM_026728.1](#), [NM_026728.2](#), [NP_081004.1](#)

RefSeq Size: 1323 bp

RefSeq ORF: 891 bp

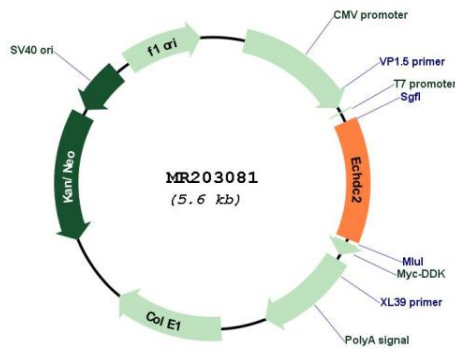
Locus ID: 52430

UniProt ID: [Q3TLP5](#)

Cytogenetics: 4 50.3 cM

MW: 26.3 kDa

Product images:



Circular map for MR203081