

## Product datasheet for **MG227519**

### Http (NM\_010414) Mouse Tagged ORF Clone

#### Product data:

**Product Type:** Expression Plasmids  
**Product Name:** Http (NM\_010414) Mouse Tagged ORF Clone  
**Tag:** TurboGFP  
**Symbol:** Http  
**Synonyms:** AI256365; C430023I11Rik; Hd; Hdh; IT15  
**Mammalian Cell Selection:** Neomycin  
**Vector:** pCMV6-AC-GFP (PS100010)  
**E. coli Selection:** Ampicillin (100 ug/mL)  
**ORF Nucleotide Sequence:** >MG227519 representing NM\_010414  
 Red=Cloning site Blue=ORF Green=Tags(s)

TTTTGTAATACGACTCACTATAGGGCGCCGGGAATTCGTCGACTGGATCCGGTACCGAGGAGATCTGCC  
 GCC**CGATCGCC**

ATGGCAACCCCTGGAAAAGCTGATGAAGGCTTTCGAGTCGCTCAAGTCGTTTCAGCAGCAACAGCAGCAGC  
 AGCCACC GCCCGCAGGCGCCGCCACC GCCCGCCGCCCTCCGCTCAACCCCTCAGCCGCCGCCCTCA  
 GGGCAGCCGCCGCCACCACC GCCCGCTGCCAGGTCGGCAGAGGAACCGCTGCACCGACCAAGAAG  
 GAACTCTCAGCCACCAAGAAAGACCGTGTGAATCATTGTCTAACAATATGTGAAAACATTGTGCCACGT  
 CTCTCAGAAATTCAGAAATTCAGAACTCTTGGGCATCGCTATGGAAGTGTTCGTGTGCAGTGA  
 CGATGCGGAGTCAGATGTGAGAAATGGTGGCTGATGAGTGCCTCAACAAAGTCATCAAAGCTTTGATGGAT  
 TCTAATCTTCCAAGGCTACAGTTAGAATCTATAAGGAAATTAAGAAATGGTGTCTCTCGAAGTTTGC  
 GTGCTGCCCTGTGGAGTTTGTGAGCTGGCTCACCTGGTTCGACCTCAGAAAGTGCAGGCCCTTACCTGGT  
 GAATCTTCTTCCATGCCTGACCCGAACAAGCAAAAGACCCGGAGGAATCAGTTCAGGAGACCTTGGCTGCA  
 GCTGTTCTAAAATTATGGCTTCTTTGGCAATTCGCAATGACAATGAAATTAAGGTTCTGTTGAAAG  
 CTTTCATAGCAATCTGAAGTCAAGCTCTCCACCGTGCAGGCGGACAGCAGCCGGCTCAGCCGTGAGCAT  
 CTGCCAACATTCTAGGAGGACACAGTACTTCTACAAGTGGCTCCTAATGTCTCCTAGGTCTGTGGTT  
 CCCATGGAAGAAGAGCACTCCACTCTCCTGATCCTCGGTGTGTTGCTCACATTGAGGTGTCTAGTGCCT  
 TGCTCCAGCAGCAGGTCAAGGACACAAGTCTAAAAGGCAGCTTTGGGGTGACACGAAAGAAATGGAAGT  
 CTCTCCTTCTACAGAGCAGCTTGTCCAGGTTTATGAAGTACTTTGCATCATACTCAGCACCAAGACCAC  
 AATGTGGTGACAGGGGCACTGGAGCTCCTGCAGCAGCTCTCCGTACCCCTCCACCTGAACTCCTGCAAG  
 CACTGACCACACCAGGAGGGCTTGGCAGCTCACTCTGTTCAAGAAGAGGCCCGGGGCCGAGGCCGACG  
 CGGGAGCATCGTGGAGCTTTAGCTGGAGGGGTTCTCGTGCAGCCCTGTCTCTCAAGAAAGCAGAAA  
 GGCAAAGTGTCTTAGGAGAGGAAGAAGCCTTGAAGATGACTCGGAGTCCAGGTGATGTCAGCAGCT  
 CAGCCTTTCAGCCTCTGTGAAGAGTGAATTGGTGGAGAGCTCGCTGCTTCTCAGGTGTTTCCACTCC  
 TGGTTCTGTTGGTCACGACATCATCACTGAGCAGCTAGATCCAGCACACACTTCAAGCAGACTCTGTG



[View online >](#)

GATTTGTCCGGCTGTGACCTGACCAGTGTCTACTGATGGGGATGAGGAGGACATCTTGAGCCACAGCT  
CCAGCCAGTTCAGTGTGTCCCATCCGACCCTGCCATGGACCTGAATGATGGGACCCAGGCCTCCTCACC  
CATCAGTGACAGTTCTCAGACCACCACTGAAGGACCTGATTCAGCTGTGACTCCTTCGGACAGTTCTGAA  
ATTGTGTTAGATGGTGCCGATAGCCAGTATTTAGGCATGCAGATAGGACAGCCACAGGAGGACGATGAGG  
AGGGAGCTGCAGGTGTTCTTTCTGGTGAAGTCTCAGATGTTTTCAGAACTCTTCTCTGGCCCTCAACA  
GGCACACTTGTGGAAAGAATGGGCCATAGCAGGCAGCCTCCGACAGCAGTATAGATAAGTATGTAAACA  
AGAGATGAGGTTGCTGAAGCCAGTGTCCAGAAAGCAAGCCTTGCCGAATCAAAGGTGACATAGGACAGC  
CTAATGATGATGATTCTGCTCCTCTGGTACATTGTGTCGGTCTTTTATCTGCTTCCTTTTTGTTAACTGG  
TGAAAAGAAAGCACTGGTTCCAGACAGAGAGCTGAGAGTCAAGTGTGAAGGCCCTGGCCCTCAGCTGCATT  
GGTGCGGCTGTGGCCCTCATCCAGAGTCGTTCTCAGCAGACTGTACAAAGTACCTCTTAATACCACGG  
AAAGTACTGAGGAACAGTATGTTTCTGACATCTTGAACATACATCGATCATGGAGACCCACAGGTCGGAGG  
AGCTACTGCCATTCTCTGTGGGACCCTGTCTACTCCATCCTCAGTAGGTCCTGCTCCGTGTTGGTGAC  
TGGCTGGCAACATCAGAACCCTGACAGGAAATACATTTCTCTGGTGGACTGCATTCTTTACTGCAGA  
AAACGTTGAAGGATGAATCTTCTGTTACTTGAAGTTGGCTTGTACAGCTGTGAGGCACTGTGCCTGAG  
TCTTTGCAGCAGCAGCTACAGTACTGGGATTACAAGTCTTATTGATATGCTGCCTCTGAAGAACAGC  
TCTACTGGCTGGTGAGGACCGAACTGTGGACACTCTGGCAGAGATTGACTTCAGGCTCGTGAGTTTTT  
TGGAGGCAAAAAGCAGAAAAGTTTACACCGAGGGGCTCATCATTATACAGGGTTTTCTAAAACACAAGAACG  
AGTACTCAATAATGTGGTCATTTATTTGCTTGGAGATGAAGACCCAGGGTTCGACATGTTGCTGCAACA  
TCATTAACAAGGCTGTGCCAAAGCTGTTTTACAAGTGTGACCAAGGACAAGCTGATCCAGTTGTGGCTG  
TAGCGAGGGATCAGAGCAGTGTCTACCTGAAGCTCCTCATGCATGAGACCCAGCCACCATCACACTTTTC  
TGTCAGCACCATCACCAGAATCTATAGAGGCTATAGCTTACTGCCAAGTAAACAGATGTCACCATGGAA  
AACAACTCTCAAGAGTGTGGCCGAGTTTCTCATGAACTCATTACGTCAACAACACGGGCACTCACAT  
TTGGATGCTGTGAAGCCTTGTGCTTCTCAGCAGCCTTCCAGTTTGCACCTGGAGTTTAGGATGGCA  
CTGTGGAGTGCCCCCACTGAGTGCCTCTGATGAGTCCAGGAAGAGCTGCACCTGTTGGGATGGCCTCCATG  
ATTCTCACCTTGCTTTCATCAGCTTGGTTCCCACTGGATCTCTCAGCCCATCAGGATGCCTTGATTTGG  
CTGAAAACCTGTAGCAGCGAGTGCCCCAAGTCTCTGAGAAGTTCATGGACCTCTGAAGAAGAAGCCAA  
CTCAGCAGCCACCAGACAGGAGGAAATCTGGCCTGCTCTGGGGATCGGACTCTAGTGCCCTTGGTGGAG  
CAGCTTTTCTCCACCTGCTGAAGGTGATCAATATCTGTGCTCATGTCTTGGACGATGTGACTCCTGGAC  
CAGCAATCAAGGCAGCCTTGCCCTCTCTAACAACCCCTTCTCTAAGTCTATTTCGACGGAAGGGAA  
GGAGAAGAACCCTGGAGAACAAGCTTCTACTCCAATGAGTCCCAAGAAAGTTGGTGAAGCCAGTGCAGCC  
TCTCGACAATCAGACACCTCAGGACCTGTCACAGCAAGTAAATCATCCTCACTGGGGAGTTTCTACCATC  
TCCCTCTACCTCAAACCTGCATGATGTCTGAAAGCCACTCACGCCAACTATAAGGTCACTTAGATCT  
TCAGAACAGCACTGAAAAGTTTGGGGGTTCTGCGCTCTGCCTTGGACGTCCTTTCTCAGATTCTAGAG  
CTGGCGCACTGCAGGACATTGAAAAGTGTGTTGAAGAGGTCTTGGATACCTGAAATCCTGCTTTAGTC  
GAGAACCAATGATGGCAACTGTCTGTGTGCAGCAGCTATTGAAGACTCTCTTTGGGACAACTTAGCCTC  
ACAGTTTGTGAGGCTTATCTTCCAACCCAGCAAGTCTCAGTGCCGAGCTCAGCGCCTTGGCTCTTCAAGT  
GTGAGGCCCGGCTTATACACTACTGCTTATGGCACCATACACGCACCTCACACAGGCCTTGGCTGACG  
CAAGCCTGAGGAACATGGTGCAGGCGGAGCAGGAGCGTGATGCCCTCGGGTGGTTTGTGACTCCAGAA  
AATCACATTAGGTTATTTGAGCCTCTTGTATAAAAAGCATTGAAGCAGTACACCACGACAACATCTGTAC  
AATTGCAGAAGCAGGTTTTGATTTGCTGGCACAGCTGGTTCAAGTCAAGTCAATTAAGTCTACTGGA  
TTCAGACCAGGTGTTTCATCGGGTTGTGCTGAAGCAGTTTGAAGTACATTGAAGTGGGCCAGTTTCAAGGAA  
TCAGAGGCAATTAATCCAAATATATTTTCTTCTGATTAAGTCTTATGAGCGCTACCATTCAAAC  
AGATCATTGGAATTCCTAAAATCATCCAGCTGTGTGATGGCATCATGGCCAGTGAAGGAAGGCCGTTAC  
ACATGCTATACCTGCTCTGCAGCCATTGTCCATGACCTCTTGTGTTACGAGGAACAAATAAAGCTGAT  
GCAGGAAAGAGCTTGAACACAGAAGGAGGTGGTGGTCTCCATGCTGTTACGACTCATCCAGTACCATC  
AGGTGCTGGAGATGTTTCATCCTTGTCTGCAGCAGTGCCACAAGGAGAATGAGGACAAGTGGAAACGGCT  
CTCTCGGACAGGTCGACAGCATCATCCTGCCATGTTGGCCAAGCAGCAGATGCATATTGACTCTCATGAA  
GCCCTTGGAGTGTAAATACCTTGTGTTGAGATTTGGCTCCTTCTCCCTACGTCCTGTGGACATGCTTT  
TGCGGAGTATGTTCACTCCAAGCACAATGGCATCTGTAAGCACTGTGCAGCTGTGGATATCTGGAAT  
CCTCGCCATTCTGAGGTTCTCATTTCCAGTCAACCGAGGACATTGTTCTTTGTCGATTCAGGAGCTC  
TCCTTCTCCCACTTGTCTCCTGTCCAGTGATTAACAGGTTAAGGGTGGAGGCGGTAATGTAACAC

TAGGAGAATGCAGCGAAGGGAAACAAAAGAGTTTGCCAGAAGATACATTCTCAAGTTTTCTTTACAGCT  
 GTTTGGTATTCTCTAGAAGACATCGTTACAAAACAGCTCAAAGTGGACATGAGTGAACAGCAGCATACG  
 TTCTACTGCCAAGAGCTAGGCACACTGCTCATGTGTCTGATCCACATATTCAAATCTGGAATGTTCCGGA  
 GAATCACAGCAGCTGCCACTAGACTCTTACCAGTGATGGCTGTGAAGGCAGCTTCTATACTCTAGAGAG  
 CCTGAATGCACGGGTCGATCCATGGTGCCACGCACCCAGCCCTGGTACTGCTCTGGTGTGAGATCCTA  
 CTTCTCATCAACCACACTGACCACCGGTGGTGGCAGAGGTGCAGCAGACACCCAAGAGACACAGTCTGT  
 CCTGCACGAAGTCACTTAACCCCCAGAAGTCTGGCGAAGAGGAGGATTCTGGCTCGGCAGCTCAGCTGGG  
 AATGTGCAATAGAGAAATAGTGCGAAGAGGGCCCTTATTCTTCTGTGATTATGTCTGTCAGAATCTC  
 CATGACTCAGAACAACATTAACATGGCTCATTGTGAATCACATTCAAGATCTGATCAGCTTGTCTCATGAGC  
 CTCAGTACAAGACTTTATTAGTGCCATTATCGTAATTCTGCAGCTAGTGGTCTTTTTATCCAGGCAAT  
 TCAGTCTCGCTGTGAAAATCTTTCAACGCCAACCACTCTGAAGAAAACACTTCAGTGCTTGAAGGCATC  
 CATCTCAGCCAGTCTGGTGTGTGCTCACACTATATGTGGACAGGCTCCTGGGCACCCCTTCCGTGCGC  
 TGGCTCGCATGGTCGACACCCTGGCCTGTCCGGGTAGAAATGCTTTTGGCTGCAAATTTACAGAGCAG  
 CATGGCCAGTTGCCAGAGGAGAACTAAACAGAATCCAAGAACACCTCCAGAACAGTGGCTTGCACAA  
 AGACACCAAAGGCTCTATTCAGTCTGGACAGATTCCGACTCTCTACTGTGCAGGACTCACTTAGCCCT  
 TGCCCCAGTCACTTCCCACCCACTGGATGGGGATGGGCACACATCTCTGGAAACAGTGAAGTCCAGACAA  
 AGACTGGTACCTCCAGCTTGTGAGATCCAGTGTGGACCAGATCAGATTCTGCACTGCTGGAAGGTGCA  
 GAGCTGGTCAACCGTATCCCTGTGAAGATATGAATGACTTTCATGATGAGCTCGGAGTTCAACCTAAGCC  
 TTTTGGCTCCCTGTTAAGCCTTGGCATGAGCGAGATTGCTAATGGCCAAAAGAGTCCCCTTTTGAAGC  
 AGCCCGTGGGGTATTCTGAACCGGTGACCAGTGTGTTCAGCAGCTTCTGCTGTCCATCAAGTCTTC  
 CAGCCCTTCTGCCTATAGAGCCACGGCCTACTGGAACAAGTTGAATGATCTGCTTGGTGATACCACAT  
 CATACCAGTCTCTGACCATACTGCCCCGCCCCGGCACAGTACCTGGTGGTCTCTCCAAGTGCCTGC  
 TCATTTGCACCTTCTCCTGAGAAGGAGGGGACACGGTGAAGTTGTGGTAATGACAGTTGAGGCCCTG  
 TCATGGCATTGTATCCATGAGCAGATCCCAGTACTGAGTCTGGACCTCCAAGCCGGGCTAGACTGCTGCTGCC  
 TGGCACTACAGGTGCTGGCCTCTGGGGGTGCTGCTCCCCAGAGTACGTGACTCATGCTGCTCCCT  
 CATCCATTGTGTGCGATTATCCTGGAAGCATTGCAAGTACAACCTGGAGACCAGCTTCTCGGTCTGAA  
 AGCAGGTACATACTCCAAGAGCTGTCAGAAAGGAGGAAGTAGACTCAGATATACAAAACCTCAGTCATG  
 TCATCTCGGCCTGCGAGATGGTGGCAGACATGGTGAATCCCTGCAGTCAAGTGTGGCCTTGGGCCACAA  
 GAGGAACAGCACCCTGCCTTCAATTTCTCACAGTGTGCTGAAGAACATTGTTATCAGTCTGGCCGACTC  
 CCCCTAGTTAACAGCTATACTCGTGTGCCTCCTCTGGTATGGAACCTCGGGTGGTCAACCAAGCCTGGAG  
 GGGATTTTGGCACAGTGTTCCTGAGATCCCTGTAGAGTTCCTCCAGGAGAAGGAGATCCTCAAGGAGTT  
 CATCTACCGCATCAACACCCTAGGGTGGACCAATCGTACCAGTTTGAAGAACTTGGGCCACCCTCCTT  
 GGTGCTCTGGTACTCAGCCCCTGGTGTGGAACAGGAAGAGAGCCACCAGAGGAAGACACAGAAAGAA  
 CCCAGATCCATGTCTGGCTGTGCAGGCCATCACCTCTCTAGTGTCAAGTGAACCTGCTGTGGC  
 TGGCAATCCAGCTGTAAGCTGCTTGGAGCAACAGCCCCGGAACAAGCCACTGAAGGCTCTCGATACCAGA  
 TTTGGAAGAAAGCTGAGCATGATCAGAGGGATTGTAGAACAAGAAATCCAAGAGATGGTTTCCAGAGAG  
 AGAATACTGCCACTCACATTCTACCAGCGTGGGATCCTGTCCCTTCTGTTACCAGTACTACAGG  
 TGCTCTTATCAGCCATGACAAGCTGCTGCTGCAGATCAACCCAGAGCGGGAGCCAGGCAACATGAGCTAC  
 AAGCTGGGCCAGGTGCCATACACTCCGTGGCTGGGAAATAACATCACACCCCTGAGAGAGGAGGAAT  
 GGGATGAGGAAGAAGAGGAAGAAAGTGTGCTCCCTGCACCAACGTACCACCTGTGTCTCCAGTCAATTC  
 CAGAAAACACCCTGCCGGGGTGTATTTCACTCCTGTTCCGAGTTTCTGCTTGAATTGTACAGCCGATGG  
 ATCCTGCCATCCAGTGCAGCCAGAAGGACCCCGTATCCTGATCAGTGAAGTGGTTCGATCTCTTCTTG  
 TAGTGTGACAGCTTATTCACCGAAGTACCAGTTTGAATGATGTATCTGACGCTGACAGAACTACGGAG  
 AGTGCACCCTTCAAGATGAGATCCTCATTAGTACCTGGTGCCTGCCACCTGTAAAGCAGCTGCTGTC  
 CTTGGAATGGACAAAACGTGGCAGAGCCAGTCAAGCCCTACTGGAGAGCACTGAGGAGCAGCCACC  
 TGCCAGCCAGATCGGAGCCCTGCACGGCATCCTCTATGTGTTGGAGTGTGACCTCTTGATGACTGTC  
 AAAGCAGCTCATTCCAGTTGTTAGTGACTATCTGCTGTCCAACCTCAAAGGAATAGCCACTGCGTGAAC  
 ATTCACAGCCAGCAGATGTGCTGGTAATGTGTGCCACTGCTTTCTACCTGATGGAAAACCTACCCTCTGG  
 ATGTGGGACCAGAAATTTTCAAGTCTGTGATACAGATGTGTGGAGTAATGCTGTCTGGAAGTGAAGGATC  
 CACCCCTCCATCATTTACCAGTGTGCCCTCCGGGGTCTGGAGCGGCTCCTGCTGTCTGAGCAGCTATCT  
 CGGCTAGACACAGAGTCTTGGTCAAGTAAAGTGTGGACAGAGTGAATGTACAAAGCCACACAGGGCCA  
 TGGCAGCCCTAGGCTGATGCTCACCTGCATGTACACAGGAAAGGAAAAGCCAGTCCAGGCAGAGCTTC

TGACCCAGCCCTGCTACACCTGACAGCGAGTCTGTGATTGTAGCTATGGAGCGAGTGTCTGTTCTCTTT  
GATAGGATCCGCAAGGGATTTCCCTGTGAAGCCAGGGTTGTGGCAAGGATCCTGCCTCAGTTCCTAGATG  
ACTTCTTTCCACCTCAAGATGTCATGAACAAAGTCATTGGAGAGTTCCTGTCCAATCAGCAGCCATAACC  
ACAGTTCATGGCCACTGTAGTTTACAAGGTTTTTCAGACTCTGCACAGTGCTGGGCAGTCATCCATGGTC  
CGGGACTGGGTCACTGTCCCTGTCCAACCTCACACAAAGAAGTCCAGTTGCCATGGCCATGTGGAGCC  
TCTCCTGCTTCTTGTAGCGCATCTACCAGCCATGGGTTTCTGCGATCCTTCCACATGTCATCAGCAG  
GATGGGCAAAGTGAACAGGTGGATGTGAACTTTTCTGCCTGGTTGCCACAGACTTCTACAGACACCAG  
ATAGAGGAGGAATTCGACCGCAGGGCTTCCAGTCTGTGTTTGAAGTGGTGGCTGCACCAGGAAGTCCAT  
ACCACAGGCTGCTTGCTTGTGTTTGCAAAATGTTCAAGGTCACCACCTGC

ACGCGTACGCGGCCGCTCGAG - GFP Tag - GTTTAA

Protein Sequence: >MG227519 representing NM\_010414  
 Red=Cloning site Green=Tags(s)

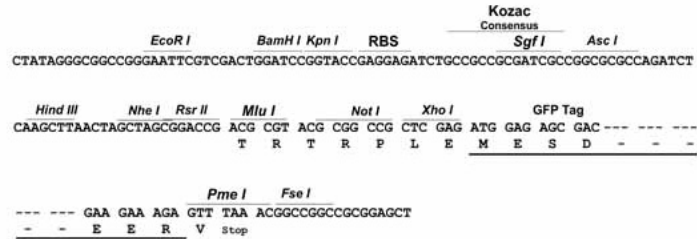
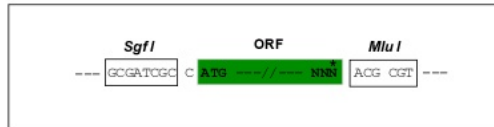
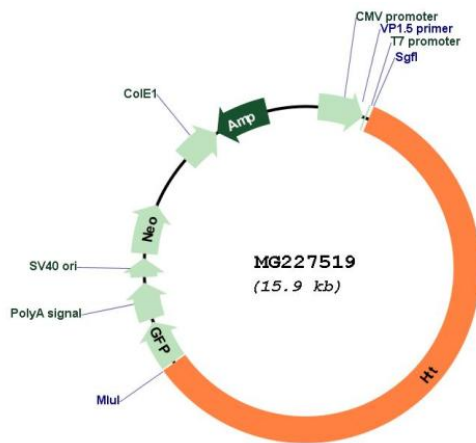
MATLEKLMKAFESLSKSFQQQQQQPPQAPPPPPPPPPPPPPPPPPPPPPPPPPPPPPPPPPPLPGPAEEPLHRPKK  
 ELSATKKDRVNHCLTICENIVAQSLRNSPEFQKLLGIAMELFLLCSDDAESDVRMVADECLNKVIKALMD  
 SNLPRQLQELLYKEIKKNGAPRSLRAALWRF AEL AHL VRPQKCRPYLVNLLPCLTRTSKRPEESVQETLAA  
 AVPKIMASFGNFANDNEIKVLLKAFIANLKSSSPTVRRTAAGSAVSIQCQHSRRTQYFYNWLLNVLLGLLV  
 PMEEEHSTLLILGVLLTLRCLVPLLQQQVKDTSLKGSFGVTRKEMEVSPSTEQLVQVYVELTLHHTQHGDH  
 NVVTGALELLQQLFRTPPELLQALTTGGGLQTLVQEEARGRGRSGSIVELLAGGSSCSPVL SRKQK  
 GKVLLGEEEALEDDSESRSVSSSAFAASVKSEIGGELAASSGVSTPGSVGHDIITEQPRSQHTLQADSV  
 DLSGCDL TSAATDGDEEDILSHSSSQFSAVPSDPAMDLDNGTQASSPIDSSQTTTEGPDASVTPSDSSE  
 IVLDGADSYQLGMQIQPQEDDEEGAAGVLSGEVSDVFRNSSLALQQAHL LERMGHSRQPSDSSIDKYVT  
 RDEVAEASDPESKPCRIKGDIGQPNDD SAPLVHCVRLLSASFLLTGEKKALVPDRDVRVSKALALSCI  
 GAAVALHPESFFSRLYKVP LNTTESTEEQYVSDILNYIDHGD PQVRGATAILCGTLVYSILSRSLRVGD  
 WLGNI RTLTGNTFSLVDCIPLLQKTLKDESSVTCKLACTAVRHCVLSLCSYSDGLGLQLLIDMLPLKNS  
 SYWLVRTELLDTLAEIDFRLVSFLEAKAESLHRGAHHTGFLKQLQERVLNNVVIYLLGDEDPVRVHVAAT  
 SLTRLVPKLFYKCDQGGADPVAVARDQSSVYLKLLMHETQPPSHFSVSTITRIYRGYSLLP SITDVTME  
 NNL SRVVAASHELITSTTRALTFGCCEALCLLSAAFPVCTWSLGHGCVPLSASDESRSKCTVGMASM  
 ILTLLSSAWFPLDL SAHQDALILAGNLLAASAPKSLRSSWTEEEANSAATRQEEIWPALGDRTL VPLVE  
 QLFSHLLKVINICAHVLDVTPGPAIKAALPSL TNPPSLSPIRRKGEKEPEGEQASTPMSPKKVGESAA  
 SRQSDTSGPV T ASKSSSLGSFYHLPSYLKLDV LKATHANYKVTLDLQNSTEKFGGFLRSALDVL SQILE  
 LATLQDIGKCV E E V L G Y L K S C F S R E P M M A T V C V Q Q L L K T L F G T N L A S Q F D G L S S N P S K S Q C R A Q L G S S S  
 VRPGLHYCFMAYTHFTQALADASLRNMVQAEQERDASGWFV LQKVS AQ L K T N L T S V T K N R A D K N A I H  
 NHIRLFEPLVIKALKQYTTTTSVQLQKQVLDLLAQLVQLRVNYCLLDSQVFIGFVLKQFEYIEVQGFRE  
 SEAIIPNIFFFLVLLSYERYHSKQIIGIPKIIQLCDGIMASGRKAVTHAIPALQPIVHDLFVLRGTNKAD  
 AGKELETQKEVVVSM LRLIQYHQVLEMFILVLQQCHKENEDKWKRLSRQVADIILPMLAKQMMHIDSHE  
 ALGVLNLTLEILAPSSLRPVDM L L R S M F I T P S T M A S V S T V Q L W I S G I L A I L R V L I S Q S T E D I V L C R I Q E L  
 S F S P H L L S C P V I N R L R G G G G N V T L G E C S E G K Q K S L P E D T F S R F L L Q L V G I L L E D I V T K Q L K V D M S E Q Q H T  
 F Y C Q E L G T L L M C L I H I F K S G M F R R I T A A A T R L F T S D G C E G S F Y T L E S L N A R V R S M V P T H P A L V L L W C Q I L  
 L L I N H T D H R W W A E V Q Q T P K R H S L S C T K S L N P Q K S G E E E D S G S A A Q L G M C N R E I V R R G A L I L F C D Y V C Q N L  
 H D S E H L T W L I V N H I Q D L I S L S H E P P V Q D F I S A I H R N S A A S G L F I Q A I Q S R C E N L S T P T T L K K T L Q C L E G I  
 H L S Q S G A V L T L Y V D R L L G T P F R A L A R M V D T L A C R R V E M L L A A N L Q S S M A Q L P E E E L N R I Q E H L Q N S G L A Q  
 R H Q R L Y S L L D R F R L S T V Q D S L S P L P P V T S H P L D G D G H T S L E T V S P D K D W Y L Q L V R S Q C W T R S D S A L L E G A  
 E L V N R I P A E D M N D F M M S E F N L S L L A P C L S L G M S E I A N G Q K S P L F E A A R G V I L N R V T S V V Q Q L P A V H Q V F  
 Q P F L P I E P T A Y W N K L N D L L G D T T S Y Q S L T I L A R A L A Q Y L V V L S K V P A H L H L P P E K E G D T V K F V V M T V E A L  
 S W H L I H E Q I P L S L D L Q A G L D C C C L A L Q V P G L W G V L S S P E Y V T H A C S L I H C V R F I L E A I A V Q P G D Q L L G P E  
 S R S H T P R A V R K E E V D S D I Q N L S H V T S A C E M V A D M V E S L Q S V L A L G H K R N S T L P S F L T A V L K N I V I S L A R L  
 P L V N S Y T R V P P L V W K L G W S P K P G G D F G T V F P E I P V E F L Q E K E I L K E F I Y R I N T L G W T N R T Q F E E T W A T L L  
 G V L V T Q P L V M E Q E E S P P E E D T E R T Q I H V L A V Q A I T S L V L S A M T V P V A G N P A V S C L E Q Q P R N K P L K A L D T R  
 F G R K L S M I R G I V E Q E I Q E M V S Q R E N T A T H H S H Q A W D P V P S L L P A T T G A L I S H D K L L L Q I N P E R E P G N M S Y  
 K L G Q V S I H S V W L G N N I T P L R E E E W D E E E E E S D V P A P T S P P V S P V N S R K H R A G V D I H S C S Q F L L E L Y S R W  
 I L P S S A A R R T P V I L I S E V V R S L L V V S D L F T E R T Q F E M M Y L T L T E L R R V H P S E D E I L I Q Y L V P A T C K A A A V  
 L G M D K T V A E P V S R L L E S T L R S S H L P S Q I G A L H G I L Y V L E C D L L D D T A K Q L I P V V S D Y L L S N L K G I A H C V N  
 I H S Q Q H V L V M C A T A F Y L M E N Y P L D V G P E F S A S V I Q M C G V M L S G S E E S T P S I I Y H C A L R G L E R L L S E Q L S  
 R L D T E S L V K L S V D R V N V Q S P H R A M A A L G L M L T C M Y T G K E K A S P G R A S D P S P A T P D S E S V I V A M E R V S V L F  
 D R I R K G F P C E A R V V A R I L P Q F L D D F F P P Q D V M N K V I G E F L S N Q Q P Y P Q F M A T V V Y K V F Q T L H S A G Q S S M V  
 R D W V M L S L S N F T Q R T P V A M A M W S L S C F L V S A S T S P W V S A I L P H V I S R M G K L E Q V D V N L F C L V A T D F Y R H Q  
 I E E E F D R R A F Q S V F E V V A A P G S P Y H R L L A C L Q N V H K V T T C

TRTRPLE - GFP Tag - V

Restriction Sites: Sgfl-MluI

**Cloning Scheme:**

Cloning sites used for ORF Shutting:


**Plasmid Map:**


**ACCN:** NM\_010414  
**ORF Size:** 13234 bp

**OTI Disclaimer:** Due to the inherent nature of this plasmid, standard methods to replicate additional amounts of DNA in E. coli are highly likely to result in mutations and/or rearrangements. Therefore, OriGene does not guarantee the capability to replicate this plasmid DNA. Additional amounts of DNA can be purchased from OriGene with batch-specific, full-sequence verification at a reduced cost. Please contact our customer care team at [custsupport@origene.com](mailto:custsupport@origene.com) or by calling 301.340.3188 option 3 for pricing and delivery.

The molecular sequence of this clone aligns with the gene accession number as a point of reference only. However, individual transcript sequences of the same gene can differ through naturally occurring variations (e.g. polymorphisms), each with its own valid existence. This clone is substantially in agreement with the reference, but a complete review of all prevailing variants is recommended prior to use. [More info](#)

**OTI Annotation:** This clone was engineered to express the complete ORF with an expression tag. Expression varies depending on the nature of the gene.

**Components:** The ORF clone is ion-exchange column purified and shipped in a 2D barcoded Matrix tube containing 10ug of transfection-ready, dried plasmid DNA (reconstitute with 100 ul of water).

**Reconstitution Method:**

1. Centrifuge at 5,000xg for 5min.
2. Carefully open the tube and add 100ul of sterile water to dissolve the DNA.
3. Close the tube and incubate for 10 minutes at room temperature.
4. Briefly vortex the tube and then do a quick spin (less than 5000xg) to concentrate the liquid at the bottom.
5. Store the suspended plasmid at -20°C. The DNA is stable for at least one year from date of shipping when stored at -20°C.

**RefSeq:** [NM\\_010414.3](#), [NP\\_034544.1](#)

**RefSeq Size:** 13224 bp

**RefSeq ORF:** 9363 bp

**Locus ID:** 15194

**Cytogenetics:** 5 17.92 cM