

## Product datasheet for **MG205210**

### Anxa1 (NM\_010730) Mouse Tagged ORF Clone

#### Product data:

Product Type:	Expression Plasmids
Product Name:	Anxa1 (NM_010730) Mouse Tagged ORF Clone
Tag:	TurboGFP
Symbol:	Anxa1
Synonyms:	Anx-1; Anx-A1; C430014K04Rik; Lpc-1; Lpc1
Mammalian Cell Selection:	Neomycin
Vector:	pCMV6-AC-GFP (PS100010)
E. coli Selection:	Ampicillin (100 ug/mL)
ORF Nucleotide Sequence:	>MG205210 representing NM_010730 Red=Cloning site Blue=ORF Green=Tags(s)

TTTTGTAATACGACTCACTATAGGGCGGCCGGAATTCGTCGACTGGATCCGGTACCGAGGAGATCTGCC  
GCC**CGATCGCC**

ATGGCAATGGTATCAGAATTCCTCAAGCAAGCCCGTTTTCTTGAAAATCAAGAACAGGAATATGTTCAAG  
CTGTAATCATACAAAGGTGGTCTGGGTGAGCAGTGGCCCTACCCTTCCTCAATGTATCCTCGGA  
TGTTGCTGCCTTGACAAAGCTATCATGGTTAAAGGTGTGGATGAAGCAACCATCATTGACATTCTTACC  
AAGAGGACCAATGCTCAGCGCCAGCAGATCAAGCCGCGTACTTACAGGAGAATGAAAGCCCTTGATG  
AAGTCTTGAGAAAAGCCCTTACAGGCCACCTGGAGGAGTTGTTTTGGCTATGCTAAAACTCCAGCTCA  
GTTTGATGCAGATGAACTCCGTGGTGCATGAAGGGACTTGAAACAGATGAAGACTCTCATTGAGATT  
TTGACAACAAGATCTAACGAACAAATCAGAGAGATTAATAGAGTCTACAGAGAAGAACTGAAAAGAGATC  
TGGCCAAAGACATCACTTCAGATACATCTGGAGACTTTTCGAAAGCCCTTGCTTGCTTGGCCAAAGGTGA  
CCGTTGTCAGGACTTGAGTGTGAATCAAGATTTGGCTGATACGGATGCCAGGGCTTTGTATGAAGCTGGA  
GAAAGGAGAAAGGGGACAGACGTGAACGTGTTCACTACAATTCTGACCAGTAGGAGCTTTCCTCATCTTC  
GCAGAGTGTTCAGAATTACGGAAAGTACAGTCAACATGACATGAACAAAGCTCTGGATCTGGAAGTAA  
GGGTGACATTGAGAAGTGCCTCACAAACATCGTGAAGTGTGCCACCAGCACTCCAGCTTTCTTTGCCGAG  
AAGCTGTACGAAGCCATGAAGGTGCCGAACTCGCCATAAGGCATTGATCAGGATTATGGTCTCCCGTT  
CGGAAATTGACATGAATGAAATCAAAGTATTTTACCAGAAGAAGTATGGAATCTCTCTTTGCCAAGCCAT  
CCTGGATGAAACCAAAGGAGACTATGAAAAATCCTGGTGGCTCTGTGTGGTGGAAAC

**ACGCGT**ACGCGGCCGCTCGAG - GFP Tag - GTTTAA



[View online »](#)

**Protein Sequence:** >MG205210 representing NM\_010730  
Red=Cloning site Green=Tags(s)

MAMVSEFLKQARFLENQEYVQAVKSYKGGPGSAVSPYPSFNVSSDVAALHKAIMVKGVDEATIIDILT  
 KRTNAQRQQIKAAYLQENKPLDEVLRKALTGHLEEVVLA MLKTPAQFDADELRGAMKGLGTDEDTLIEI  
 LTTRSNEQIREINRVYREELKRDLAKDITSDTSGDFRKALLALAKGDRCQDLSVNQDLADTDARALYEAG  
 ERRKGTDVNVFTTILTSRSFPHLRRVFQNYGKYSQHDMNKALDLELKGDI EKCLTTIVKCATSTPAFFAE  
 KLYEAMKGAGTRHKALIRIMVSRSEIDMNEIKVFYQKKYGISLCQA ILDETKGDY EKILVALCGGN

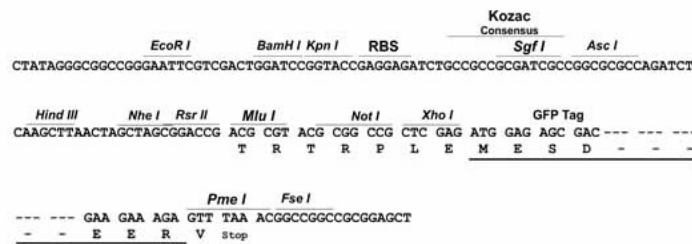
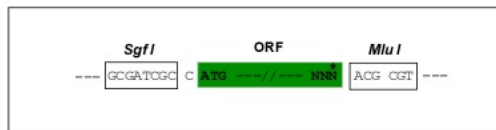
TRTRPLE - GFP Tag - V

**Chromatograms:** [https://cdn.origene.com/chromatograms/ja1654\\_e10.zip](https://cdn.origene.com/chromatograms/ja1654_e10.zip)

**Restriction Sites:** SgfI-MluI

**Cloning Scheme:**

Cloning sites used for ORF Shuttling:



**ACCN:** NM\_010730

**ORF Size:** 1038 bp

**OTI Disclaimer:** The molecular sequence of this clone aligns with the gene accession number as a point of reference only. However, individual transcript sequences of the same gene can differ through naturally occurring variations (e.g. polymorphisms), each with its own valid existence. This clone is substantially in agreement with the reference, but a complete review of all prevailing variants is recommended prior to use. [More info](#)

**OTI Annotation:** This clone was engineered to express the complete ORF with an expression tag. Expression varies depending on the nature of the gene.

**Components:** The ORF clone is ion-exchange column purified and shipped in a 2D barcoded Matrix tube containing 10ug of transfection-ready, dried plasmid DNA (reconstitute with 100 ul of water).

**Reconstitution Method:**

1. Centrifuge at 5,000xg for 5min.
2. Carefully open the tube and add 100ul of sterile water to dissolve the DNA.
3. Close the tube and incubate for 10 minutes at room temperature.
4. Briefly vortex the tube and then do a quick spin (less than 5000xg) to concentrate the liquid at the bottom.
5. Store the suspended plasmid at -20°C. The DNA is stable for at least one year from date of shipping when stored at -20°C.

**RefSeq:** [NM\\_010730.2](#), [NP\\_034860.2](#)

**RefSeq Size:** 1395 bp

**RefSeq ORF:** 1041 bp

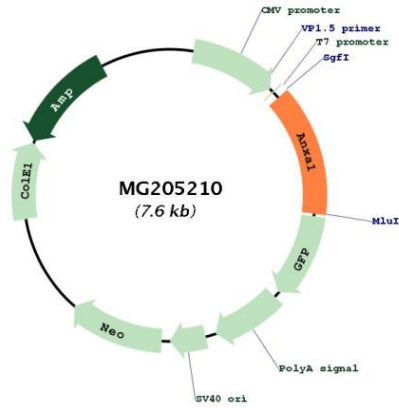
**Locus ID:** 16952

**UniProt ID:** [P10107](#)

**Cytogenetics:** 19 13.83 cM

**Gene Summary:** Plays important roles in the innate immune response as effector of glucocorticoid-mediated responses and regulator of the inflammatory process. Has anti-inflammatory activity (PubMed:12475898). Plays a role in glucocorticoid-mediated down-regulation of the early phase of the inflammatory response (PubMed:12475898). Promotes resolution of inflammation and wound healing (PubMed:25664854). Functions at least in part by activating the formyl peptide receptors and downstream signaling cascades. Promotes chemotaxis of granulocytes and monocytes via activation of the formyl peptide receptors (By similarity). Contributes to the adaptive immune response by enhancing signaling cascades that are triggered by T-cell activation, regulates differentiation and proliferation of activated T-cells (PubMed:17948261). Promotes the differentiation of T-cells into Th1 cells and negatively regulates differentiation into Th2 cells (PubMed:17948261). Has no effect on unstimulated T-cells. Promotes rearrangement of the actin cytoskeleton, cell polarization and cell migration. Negatively regulates hormone exocytosis via activation of the formyl peptide receptors and reorganization of the actin cytoskeleton (By similarity). Has high affinity for Ca(2+) and can bind up to eight Ca(2+) ions (By similarity). Displays Ca(2+)-dependent binding to phospholipid membranes (By similarity). Plays a role in the formation of phagocytic cups and phagosomes (PubMed:21245195). Plays a role in phagocytosis by mediating the Ca(2+)-dependent interaction between phagosomes and the actin cytoskeleton (PubMed:21245195). [UniProtKB/Swiss-Prot Function]

Product images:



Circular map for MG205210