

Product datasheet for **CR560263**

Tissue Total RNA, Cecum

Product data:

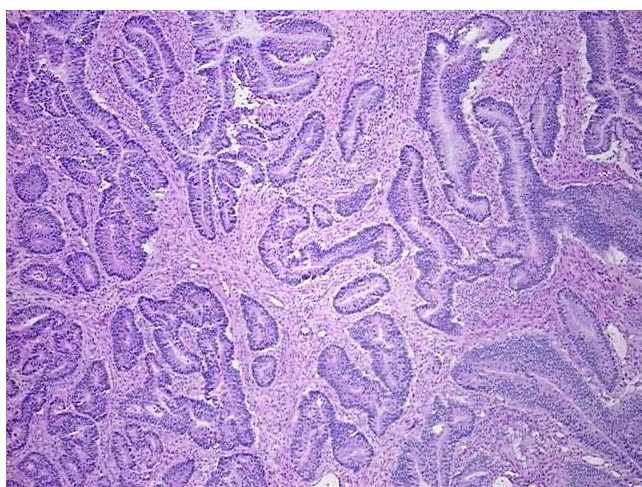
Product Type:	Total RNA
Disease State:	Cancer
Diagnosis Category:	Colorectal Cancer
Tissue:	Colon
Frozen Sample ID:	FR0003B770
Case ID:	CI0000014284
Prep:	2
Vial ID:	RN00003924
Tissue of Origin:	Cecum
Site of Finding:	Cecum
Appearance:	Tumor
Sample Diagnosis (from Pathology Verification):	Adenocarcinoma of colon, mucinous
Normal:	0%
Lesional:	0%
Tumor:	70%
Tumor Hypo/Acellular Stroma:	15%
Tumor Hypercellular Stroma:	15%
Necrosis:	0%
Pathology Verification notes from H&E review:	Tumor Stroma (Cellular): Desmoplastic reaction; Tumor Stroma (Hypo/Acellular): Mucin
Bioanalyzer Ratio (28S/18S):	1.6



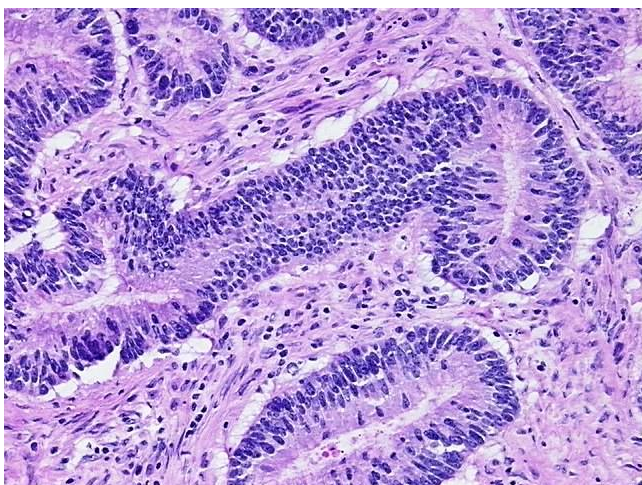
[View online »](#)

CASE Diagnosis (from medical center path report):	Adenocarcinoma of colon, mucinous
Age:	73
Gender:	Male
Race:	White or Caucasian
Tumor Grade:	AJCC G2: Moderately differentiated
Minimum Stage Grouping:	IIA
T (Extent of Primary Tumor):	T3
N (Lymph node metastasis):	N0
M (Distant metastasis):	MX
Diagnostic Test Results:	CD3 ~ Leu4 ~ UCHT1 ! by IHC,Positive in non-tumor cells; BCL2 oncoprotein ! by IHC,Negative; CD5 ~ Leu1 ! by IHC,Positive; CD43 ~ Leu22 ! by IHC,Positive; Cyclin D1 ~ BCL1 ! by IHC,Negative; CD20 ~ B1 ~ Leu16 ! by IHC,Positive
Storage:	Store tissue total RNA at -80°C.
Stability:	These products are stable for one year from date of shipping when stored at -80°C without repeated freeze/thaws.

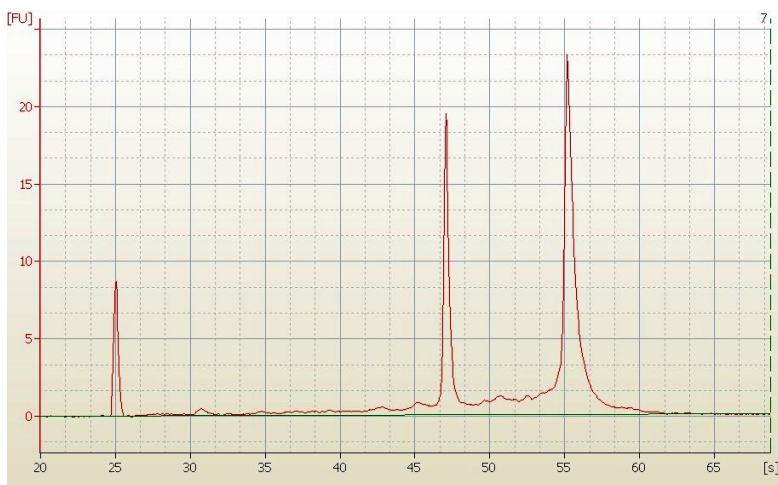
Product images:



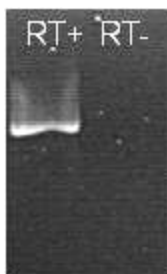
4x Image



20x Image



RNA Electropherogram Image



RNA RT-PCR Image