

Product datasheet for **CF506954**

HPRT (HPRT1) Mouse Monoclonal Antibody [Clone ID: OTI2F7]

Product data:

Product Type:	Primary Antibodies
Clone Name:	OTI2F7
Applications:	IF, WB
Recommended Dilution:	WB 1:6000, IF 1:100
Reactivity:	Human, Mouse, Rat
Host:	Mouse
Isotype:	IgG1
Clonality:	Monoclonal
Immunogen:	Full length human recombinant protein of human HPRT1(NP_000185) produced in HEK293T cell.
Formulation:	Lyophilized powder (original buffer 1X PBS, pH 7.3, 8% trehalose)
Reconstitution Method:	For reconstitution, we recommend adding 100uL distilled water to a final antibody concentration of about 1 mg/mL. To use this carrier-free antibody for conjugation experiment, we strongly recommend performing another round of desalting process. (OriGene recommends Zeba Spin Desalting Columns, 7KMWCO from Thermo Scientific)
Purification:	Purified from mouse ascites fluids or tissue culture supernatant by affinity chromatography (protein A/G)
Conjugation:	Unconjugated
Storage:	Store at -20°C as received.
Stability:	Stable for 12 months from date of receipt.
Predicted Protein Size:	24.4 kDa
Gene Name:	hypoxanthine phosphoribosyltransferase 1
Database Link:	NP_000185 Entrez Gene 24465 Rat Entrez Gene 3251 Human P00492



[View online »](#)

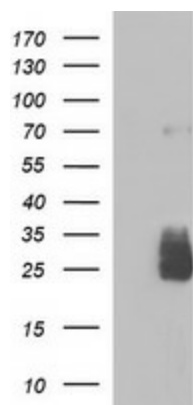
Background: The protein encoded by this gene is a transferase, which catalyzes conversion of hypoxanthine to inosine monophosphate and guanine to guanosine monophosphate via transfer of the 5-phosphoribosyl group from 5-phosphoribosyl 1-pyrophosphate. This enzyme plays a central role in the generation of purine nucleotides through the purine salvage pathway. Mutations in this gene result in Lesch-Nyhan syndrome or gout. [provided by RefSeq, Jun 2009]

Synonyms: HGPRT; HPRT

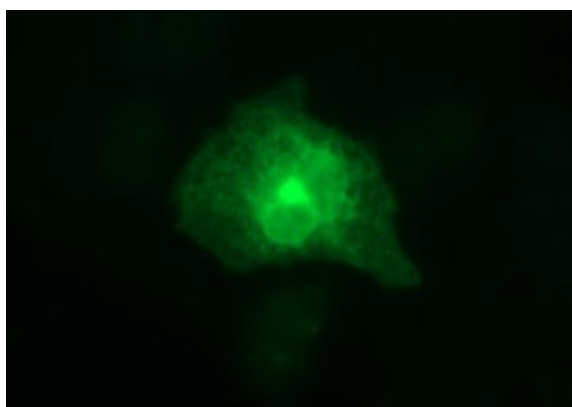
Protein Families: Druggable Genome, Stem cell - Pluripotency

Protein Pathways: Drug metabolism - other enzymes, Metabolic pathways, Purine metabolism

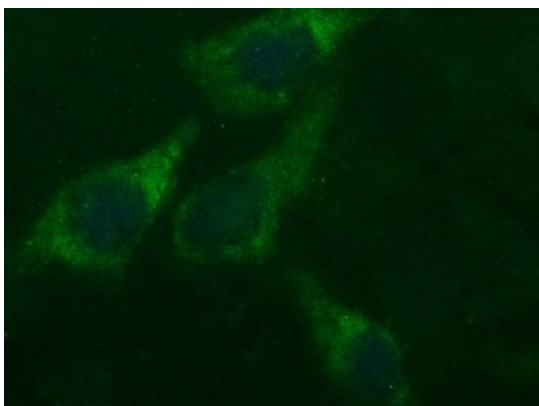
Product images:



HEK293T cells were transfected with the pCMV6-ENTRY control (Cat# [PS100001], Left lane) or pCMV6-ENTRY HPRT1 (Cat# [RC200462], Right lane) cDNA for 48 hrs and lysed. Equivalent amounts of cell lysates (5 ug per lane) were separated by SDS-PAGE and immunoblotted with anti-HPRT1 (Cat# [TA506954]). Positive lysates [LY400070] (100ug) and [LC400070] (20ug) can be purchased separately from OriGene.



Anti-HPRT1 mouse monoclonal antibody ([TA506954]) immunofluorescent staining of COS7 cells transiently transfected by pCMV6-ENTRY HPRT1 ([RC200462]).



Immunofluorescent staining of HeLa cells using anti-HPRT1 mouse monoclonal antibody ([TA506954]) at 1:100 dilution.