

Product datasheet for **CD563566**

Tissue Genomic DNA, Lung

Product data:

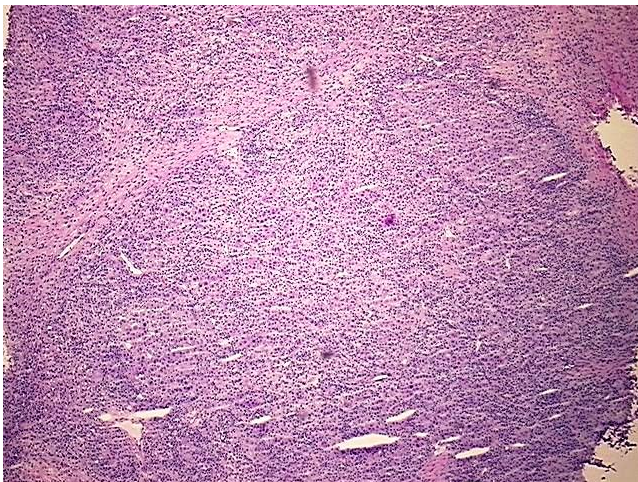
Product Type:	Genomic DNA
Disease State:	Cancer
Diagnosis Category:	Lung Cancer
Tissue:	Lung
Frozen Sample ID:	FR0002F947
Case ID:	CI0000013181
Prep:	A
Vial ID:	DN00000231
Tissue of Origin:	Lung
Site of Finding:	Lung
Appearance:	Tumor
Sample Diagnosis (from Pathology Verification):	Adenocarcinoma of lung
Normal:	0%
Lesional:	0%
Tumor:	65%
Tumor Hypo/Acellular Stroma:	0%
Tumor Hypercellular Stroma:	35%
Necrosis:	0%
Pathology Verification notes from H&E review:	Tumor Stroma (Cellular): Fibroblastic cells, Inflammatory cells
Bioanalyzer Ratio (28S/18S):	1.92



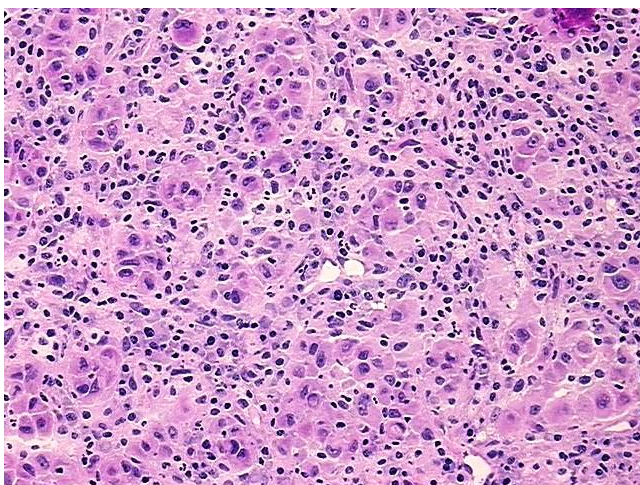
[View online »](#)

CASE Diagnosis (from medical center path report):	Adenocarcinoma of lung
Age:	66
Gender:	Male
Race:	White or Caucasian
Tumor Grade:	AJCC G3: Poorly differentiated
Minimum Stage Grouping:	IB
T (Extent of Primary Tumor):	T2
N (Lymph node metastasis):	N0
M (Distant metastasis):	MX
Diagnostic Test Results:	Cytokeratin (Pan) ~ Keratin, Pan ! by IHC,Positive; S100 protein,Negative; Cytokeratin 7 ~ CK7 ! by IHC,Positive; Cytokeratin 20 ~ CK20 ! by IHC,Negative; CD68 ~ KP1 ! by IHC,Negative; Thyroid transcription factor 1 ~ TTF1 ! by IHC,Negative
Storage:	Store the total DNA -80°C.
Stability:	These products are stable for one year from date of shipping when stored at -80°C without repeated freeze/thaws.

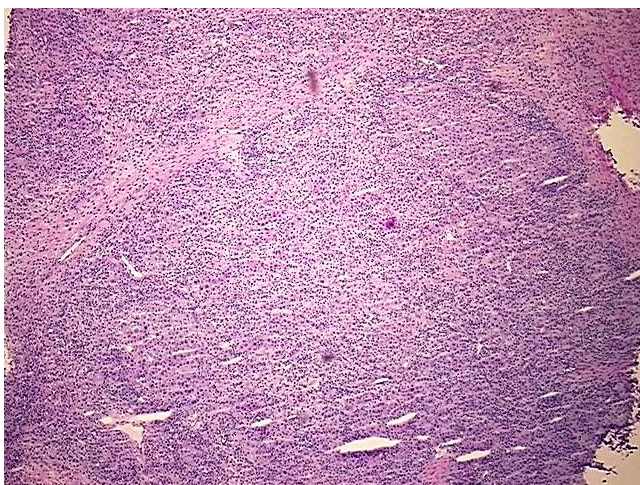
Product images:



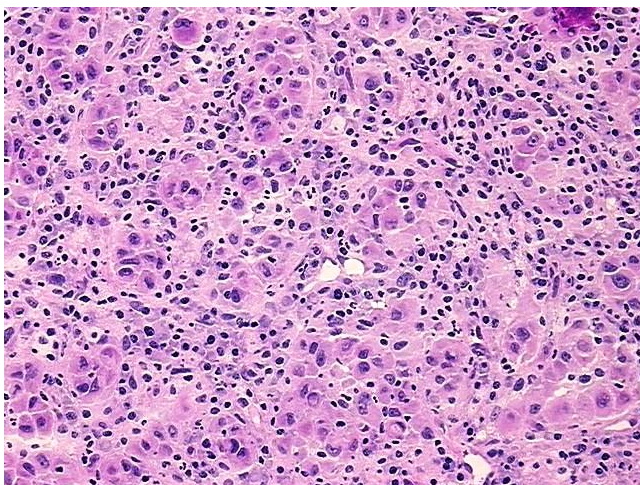
4x Image



20x Image



DNA - 4x.



DNA - 20x.